

**Good Samaritan Hospital Medical Center**

**Community Health Needs Assessment  
and Improvement Plan**

**2019-2021**



Approved by the Board of Directors December 18, 2019



**Good Samaritan Hospital  
Medical Center**

**Catholic Health Services**

At the heart of health

1000 Montauk Highway  
West Islip, NY 11795 • (631) 376-4444  
[www.good-samaritan-hospital.org](http://www.good-samaritan-hospital.org)



# Good Samaritan Hospital Medical Center

## Suffolk County

### Community Health Needs Assessment and Improvement Plan

2019-2021

#### Suffolk County Department of Health Services

James L. Tomarken, MD, MPH, MBA, MSW, Commissioner of Health

3500 Sunrise Highway, Suite 124  
P.O. Box 9006  
Great River, New York 11739-9006  
(631) 854-0100

#### ***Catholic Health Services of Long Island***

Good Samaritan Hospital Medical Center	1000 Montauk Hwy., West Islip, NY 11795
St. Catherine of Siena Medical Center	50 NY-25A, Smithtown, NY 11787
St. Charles Hospital	200 Belle Terre Rd, Port Jefferson, NY 11777

#### ***Northwell Health System***

Huntington Hospital	270 Park Ave., Huntington, NY 11743
Mather Hospital	75 N. Country Rd., Port Jefferson, NY 11777
Peconic Bay Medical Center	1300 Roanoke Ave. Riverhead, NY 11901
Southside Hospital	301 E. Main Street, Bay Shore, NY 11706

#### ***Stony Brook Medicine***

Stony Brook Southampton Hospitals	240 Meeting House Ln, Southampton, NY 11968
Stony Brook University Hospital	101 Nicolls Rd, Stony Brook, NY 11794

Eastern Long Island Hospital	201 Manor Pl, Greenport, NY 11944
Long Island Community Hospital	101 Hospital Road, Patchogue, NY 11772
Stony Brook University Hospital	101 Nicolls Rd, Stony Brook, NY 11794
Veterans Affairs Medical Center	79 Middleville Rd, Northport, NY 11768

**Coalition:** The Long Island Health Collaborative (LIHC) LIHC is a coalition funded by the New York State Department of Health through the Population Health Improvement Program grant. The LIHC is overseen by the Nassau-Suffolk Hospital Council. The LIHC provided oversight and management of the Community Health Needs Assessment processes, including data collection and analysis.

## **Executive Summary**

In 2013, hospitals and both county departments of health on Long Island convened to work collaboratively on the community health needs assessment. Over time, this collaborative grew into an expansive membership of academic partners, community-based organizations, physicians, health plans, schools and libraries, local municipalities and other community partners who held a vested interest in improving community health and supporting the New York State Department of Health (NYSDOH) Prevention Agenda. Designated the *Long Island Health Collaborative* (LIHC), this multidisciplinary entity meets bi-monthly to work collectively toward improving health outcomes for Long Islanders. Since 2015, the LIHC has received its funding from the NYSDOH Population Health Improvement Program (PHIP) grant. A primary responsibility of the LIHC is data collection and analysis, which is manifested in the supervision of the community health needs assessment process for the Long Island region.

In 2019, members of the LIHC reviewed extensive data sets selected from both primary and secondary data sources to identify and confirm prevention agenda priorities for the 2019-2021 community health needs assessment cycle. Data analysis efforts were coordinated through the LIHC, which served as the centralized data return and analysis hub. As directed by the data results, community partners selected:

- 1. Prevent Chronic Disease**

*Focus Area 4: Chronic Disease Preventive Care and Management*

- 2. Promote Well-Being and Prevent Mental and Substance Use Disorders**

*Focus Area 2: Mental and Substance Use Disorders Prevention*

The **health disparity** in which partners are focusing their efforts rests on the inequities experienced by those in low-income neighborhoods. As such, low-income—one social determinant of health—precludes members from these communities from accessing preventive and/or medical care due to their difficulty in affording co-payments/deductibles (if insured) or care at all if they are uninsured. Additionally, financially-stressed individuals have difficulty affording nutritious foods, leaving them more vulnerable to poorer chronic disease management outcomes, since nutrition and diet play a pivotal role in almost every chronic disease.

Priorities selected in 2019 remain unchanged from the 2016 selection; however, for 2019, a specific priority regarding mental health and substance use disorders was selected, as opposed to placing an overarching emphasis on these two issues as was done in the previous cycle. This is in response to the widespread opioid crisis in both counties. NYSDOH statistics report that for 2016 in Suffolk County, there were 344 deaths from any

opioid, 129 heroin overdose deaths and 192 deaths from synthetic opioids (other than methadone).<sup>i</sup> Also, there is a surge in mental health issues and suicides, particularly among the youth population.<sup>ii iii iv v</sup>

**Primary data sources.** Long Island and Eastern Queens Community Health Assessment Survey (CHAS) (*Appendix A*) and the results from focus groups and key community-based organization leader interviews. The latter results were compiled in the report – *Focus Groups and In-Depth Interviews (see Appendix B)*.

**Secondary data source.** Publically-available data sets were reviewed to determine change in health status and emerging issues within Suffolk County. Sources of secondary data: Statewide Planning and Research Cooperative System (SPARCS), New York State Prevention Agenda dashboard, Prevention Quality Indicators (PQI), Behavioral Risk Factor Surveillance System (BRFSS), Extended Behavioral Risk Factor Surveillance System (eBRFSS), New York State Community Health Indicator Reports (CHIRS) and New York State Vital Statistics.

Good Samaritan Hospital Medical Center participates in the LIHC activities. This includes review of all data collected and analyzed by the LIHC, with Suffolk County Department of Health input and consultation offered when appropriate. Good Samaritan Hospital Medical Center also relies upon the LIHC to disseminate information about the importance of proper nutrition and physical activity among the general public in an effort to assist Suffolk residents in better managing their chronic diseases and/or preventing the onset of chronic diseases. These efforts, along with process and outcome measures, are defined in the work plan (see Appendix E). Finally, Good Samaritan Hospital Medical Center participates in the LIHC’s bi-monthly stakeholder meetings and avails itself of their extensive network (*see Appendix C for a list of partners*).

In addition to the extensive LIHC network, Good Samaritan Hospital also works with the following key partners:

American Cancer Society	Bay Shore/Brightwaters Public Library
American Diabetes Association	Bethpage Federal Credit Union
American Parkinson Disease Association	Big Brothers Big Sisters LI
American Stroke Association	Bohemia Fire Department
Amityville Chamber of Commerce	Brentwood Legion Ambulance
Amityville Fire Department	Cancer Services Program of Suffolk County
Amityville Public Library	Catholic Charities
Amityville School District	Catholic Home Care, Farmingdale
Babylon Breast Cancer Coalition	Catholic Faith Network
Babylon Public Library	Central Islip/ Hauppauge Ambulance
Babylon Rescue	Commack Ambulance
Babylon Rotary	Commack Volunteer Ambulance
Bay Shore School District	Continuing Care of Long Island, Farmingdale
Bay shore/Brightwaters Chamber of Commerce	Copiague Chamber of Commerce
Bay Shore/ Brightwaters EMS	Copiague Fire Department

Copiague Public Library	Patchogue Ambulance
Coram Fire Department	Patchogue Chamber of Commerce
Cornell Cooperative Extension/Eat Smart NY	Riverhead Volunteer Ambulance
Deer Park Fire Department	Sayville Community Ambulance
Dix Hills Fire Department	Sisters United in Health
East Brentwood Fire Department	Smithtown Fire Rescue
East Farmingdale EMS	Society of St. Vincent de Paul
East Marion Fire Department	Sound Beach Fire Department
East Northport Fire Department	Sterling Bank
Emergency Ambulance Services (EAS)	St. Catherine of Siena Medical Center, Smithtown
Exchange Ambulance of Islip	St. Catherine of Siena Nursing & Rehabilitation Care Center, Smithtown
Fair Harbor Fire Department	St. Charles Hospital, Port Jefferson
Gerald J. Ryan Outreach Center, Wyandanch	St. Francis Hospital, Roslyn
Gift of Life	St. John the Baptist High School, West Islip
Good Samaritan Nursing & Rehabilitation Care Center, Sayville	St. Joseph Hospital, Bethpage
Good Shepherd Hospice, Farmingdale	Stony Brook Medicine/Creating Healthy Schools and Communities
Hampton Bays Volunteer Ambulance	Suffolk County Executive Office
Huntington Community First Aid Squad	Suffolk County Police Department EMS/FRES
Hunter Emergency Medical Services	Sustainable Long Island/Creating Healthy Schools and Communities
Islip Breast Cancer Coalition	Teachers Federal Credit Union, Bay Shore
Islip Chamber of Commerce	Town of Islip
Islip Public Library	Town of Babylon
Islip Terrace Fire Department	West Babylon Fire Department
Kings Park Fire Department	West Babylon Public Library
Lindenhurst Chamber of Commerce	West Islip Breast Cancer Coalition
Lindenhurst Fire Department	West Islip Chamber of Commerce
Lindenhurst Public Library	West Islip Fire Department
Long Island Blood Services	West Islip Library
Long Island Health Collaborative (LIHC)	West Islip School District
Long Island Neurosurgical & Pain Specialists	Western Suffolk Boces/Creating Healthy Schools and Communities
Lord & Taylor, Bay Shore	Westfield Mall, Bay Shore and Massapequa
Manorville Community Ambulance	Wild by Nature, West Islip
Maryhaven Center of Hope, Port Jefferson	Women of West Islip Inc.
Medford Ambulance	Wyandanch EMS
Mercy Medical Center, Rockville Centre	Wyandanch/ Wheatley Heights Ambulance
Middle Island Fire Department	Youth Enrichment Services, West Islip
New York Institute of Technology College of Osteopathic Medicine, Old Westbury & Central Islip	
North Babylon Public Library	
Our Lady of Consolation Nursing & Rehabilitative Care Center, West Islip	
Our Lady of Mercy Academy, Syosset	

The engagement of the broader community, for assessment processes, is achieved through the LIHC and its partners' ongoing distribution of the Long Island and Eastern Queens CHAS. This survey is offered online via a

Survey Monkey® link and is available to residents at public events, workshops, educational programs, interventions, etc., which are offered by LIHC partners. It is also distributed among physician offices, hospital waiting areas, libraries, schools, federally-qualified health clinics, insurance enrollment sites, among other public venues. The LIHC aggressively promotes the survey through social media and a link to the survey is also available on Good Samaritan Hospital Medical Center's website. Results from the CHAS are analyzed twice a year. Findings are shared with all LIHC participants, with the media, and posted on the LIHC website. Surveys were distributed by paper and electronically, through Survey Monkey®, to community members from January 1, 2018 through December 31, 2018 with 810 surveys collected in Suffolk County. A certified translation of the survey is available in the following languages: Spanish, Polish and Haitian Creole. Large print copies are also available to those living with vision impairment.

For this assessment cycle, the LIHC also engaged the community through focus groups and key informant interviews with leaders of community-based organizations (CBO). The research firm EurekaFacts, LLC conducted the focus groups and CBO interviews, interpreted the results and produced the report. Focus groups were held in low-income communities, Riverhead and Wyandanch (*see Appendix B for the full report and research methodology*).

For implementation processes, the LIHC capitalizes on its role as neutral convener of diverse partners and follows the collective impact model and framework.<sup>6</sup> As such, the LIHC serves as a backbone organization, providing its partners with data analytics and administrative support in the areas of community outreach and education. LIHC encourages the broader community to participate in chronic disease self-management programs offered by its partners, the Are You Ready Feet™ walking program and in the public bi-monthly meetings. Additionally, LIHC's Cultural Competency Health Literacy program engages workforce members in the health and social services sector.

The LIHC, on behalf of its participants and the community members each participant serves, supports the following evidence-based activities and programs:

- Chronic disease self-management education workshop series (Stanford model)
- Are You Ready Feet?™ walking campaign and portal

- Cultural Competency Health Literacy training
- Awareness Campaign (Live Better) via social media and traditional media platforms

These activities were selected in consultation with LIHC participants. The Are You Ready, Feet?<sup>TM</sup> initiative stems from a 2013 consensus decision among Collaborative partners to embrace walking as a simple, low-cost, easy activity that most anyone of any age could perform. Walking is an evidence-based intervention that offers proven benefits to one's physical and mental health. The Are You Ready, Feet?<sup>TM</sup> initiative is the venue through which the Collaborative and its partners promote walking (see *Research and Supporting Evidence in Appendix D*). The Chronic Disease Self-Management Education/workshop (CDSME) series is the research-based Stanford model proven, through 20 years of research, to increase healthful behaviors, improve health status and decrease healthcare utilization.<sup>7</sup> The LIHC promotes CDSME workshops offered by its participants. In late 2019, the LIHC will fund a series of CDSME workshops in Suffolk County.

The Cultural Competency Health Literacy training follows a train-the-trainer model. The training/program for health care/social service workforce members was developed by the LIHC and the region's two Performing Provider Systems in 2016 using information collected from a local assessment tool. The original curriculum was developed by Martine Hackett, PhD, associate professor of health professions at Hofstra University. Dr. Hackett is an expert in community-based participatory research, program planning and evaluation and research methods. The program helps address health disparities that manifest themselves in cultural and linguistic barriers. The full-day workshop covers issues surrounding health equity, cultural competency and humility, and health literacy. The program's efficacy is evaluated via the rigorous, evidence-based Kirkpatrick Four-Level Training Evaluation Model.<sup>8</sup> Collaborative participants rely upon LIHC's use of social media and traditional media to cross-promote collaborative partners' programs, interventions, events, workshops, etc., as well as general messaging about healthy lifestyle behaviors (physical activity and proper nutrition). The Live Better awareness campaign uses best practices for message conveyance. There is evidence as to the user engagement and sustainability effects of social media and mass media regarding health messaging. Investigation in this area is ongoing (see *Research and Supporting Evidence in Appendix D*). The Community Guide, a website that houses the official collection of all Community Preventive Services Task Force findings and the systemic reviews on which they are based, was also referenced.<sup>9</sup>

The LIHC will use these process measures to track the impact of the above mentioned interventions/strategies/activities.

- Number of attendees (graduates) at CDSME workshops
- Pre- and post-knowledge about chronic disease self-management (CDSME participants)
- Number of clicks on Live Better chronic disease landing page and chronic disease video
- Number of new Are You Ready, Feet?<sup>TM</sup> portal users
- Number of Are You Ready, Feet?<sup>TM</sup> school-based challenges/total students engaged
- Number of Cultural Competency Health Literacy training workshops/total attendees
- Social media analytics: posts, engagements, mentions
- Number of earned media mentions

**Community Health Assessment Demographics.** Suffolk County's service area is situated east of the Nassau County border, extending through the eastern forks of Long Island. It comprises 10 towns: Babylon, Huntington, Islip, Smithtown, Brookhaven, Southampton, Riverhead, East Hampton, Shelter Island and Southold. Suffolk County is an area of growing diversity, cultures and population characteristics. Total population: 1,497,595 (49.2% male; 50.8% female) those aged 65+ comprise 15.6% of the population and those aged 35 to 64 comprise 41.8% of the population. In terms of income, 40.7% of the population earn less than \$74,999 with nearly half of that group earning less than \$34,999 annually. The region is predominately white at 80.5% with 7.8% black/African American and 3.9% Asian. Hispanic or Latino represent 18.6% of the population. The percentage of the population (5 years and over) who speak a language other than English is 22.7%. Of those who speak a language other than English, 40.3% report they speak English "less than very well." In terms of education, for those age 25 and over, 28.4% are high school graduates, 19.1% hold a bachelor degree and 15.8% hold a graduate professional diploma. The percentage of people with health insurance is 93%.<sup>10</sup>

Data presented within this report will demonstrate the existence of vast health disparities stemming from a wide range of socioeconomic factors. The findings indicate health disparities are linked to a variety of social factors, including race, ethnicity, gender, language/health literacy, age, disabilities and financial security among others. Elimination of such disparities is a priority throughout the Long Island region as bridging gaps and services will ultimately improve community health outcomes and quality of life. There are 17 select communities in which a



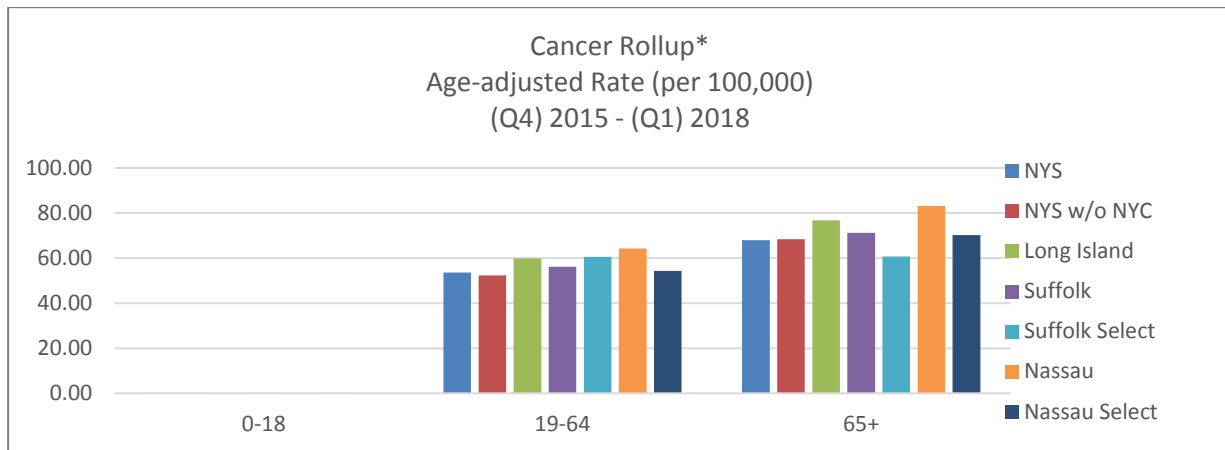
variety of socioeconomic factors lead to vast health disparities. These are: Wyandanch, Central Islip, Brentwood, Riverhead, Bay Shore, Copiague, Mastic, Mastic Beach, Bellport, Amityville, Calverton, Patchogue, Shirley, Greenport, Lindenhurst, West Babylon and Ridge.

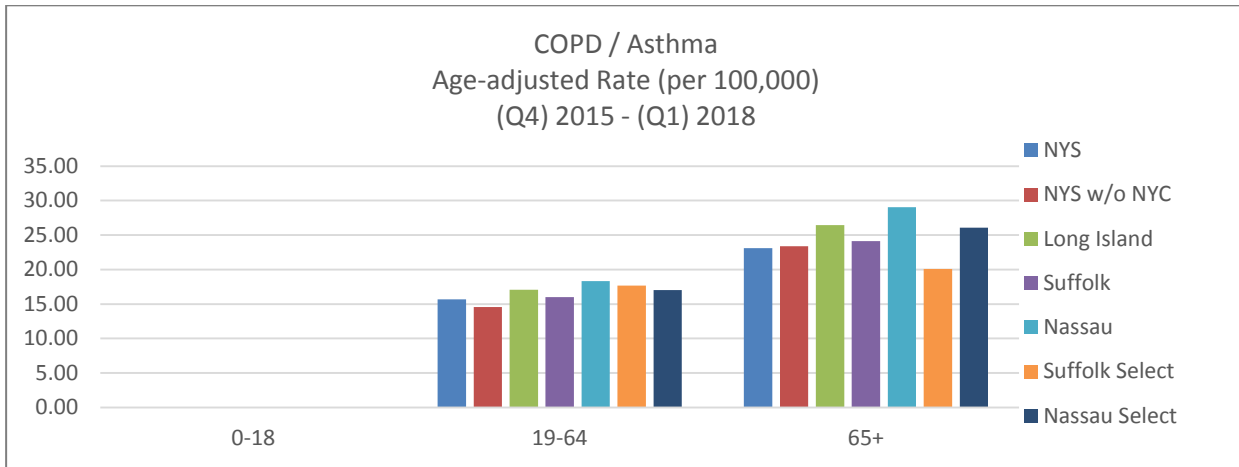
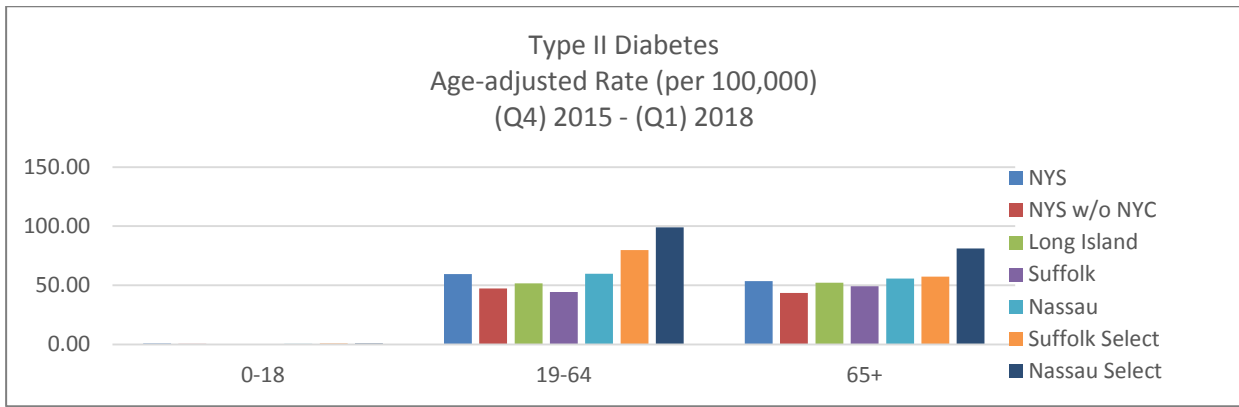
**Good Samaritan Hospital Medical Center Service Area**

Founded in 1959, Good Samaritan Hospital Medical Center is a 537-bed (including 100 nursing home beds), not-for-profit, acute care community hospital. Good Samaritan Hospital is located in West Islip, on the south shore of Long Island, New York. Good Samaritan’s primary service area includes: Amityville, Babylon, North Babylon, West Babylon, Bay Shore, Brentwood, Copiague, Deer Park, Lindenhurst, West Islip, Central Islip, East Islip, and Wyandanch. The secondary catchment area comprises East Massapequa, Farmingdale, Islip, Islip Terrace, Holbrook, Bohemia, Patchogue, Sayville, Oakdale and Ronkonkoma. The service area population is comprised of several communities where individuals speak a language other than English, such as the select, underserved communities of Bay Shore, Brentwood and Central Islip.

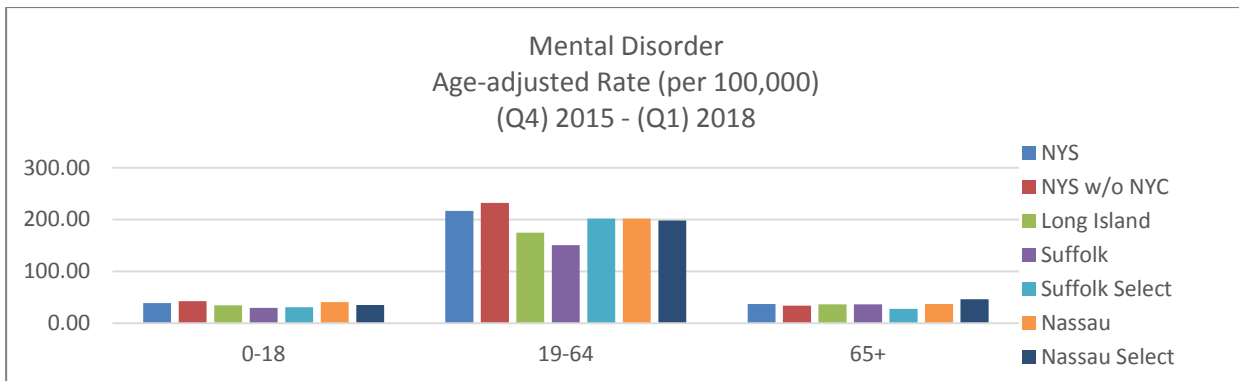
**Data Depiction of Health Status of Community.** The following bar charts illustrate the prevalence of chronic diseases, especially among those 65 and over. Presented are SPARCS data on all cancers, type 2 diabetes and chronic obstructive pulmonary disease/asthma.

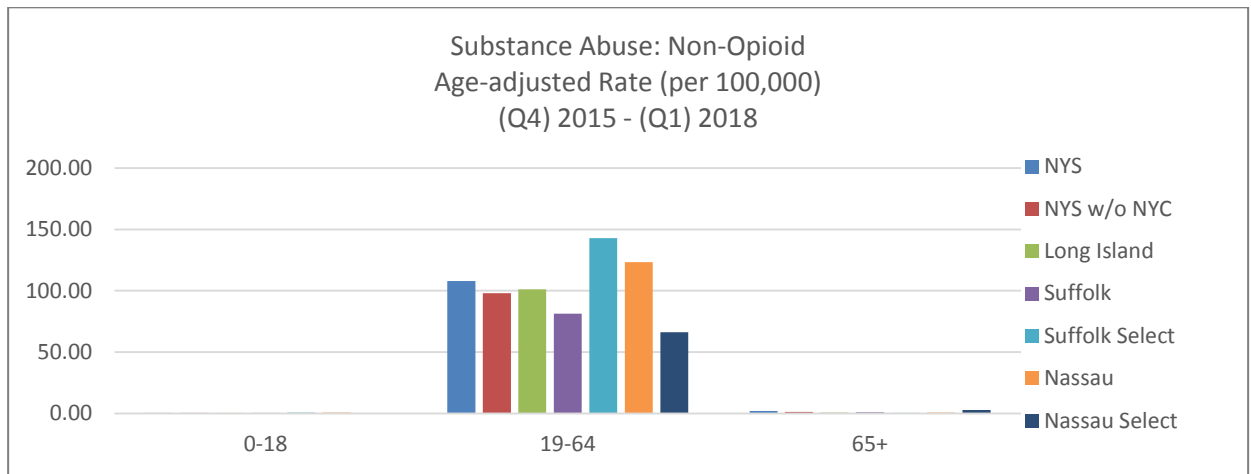
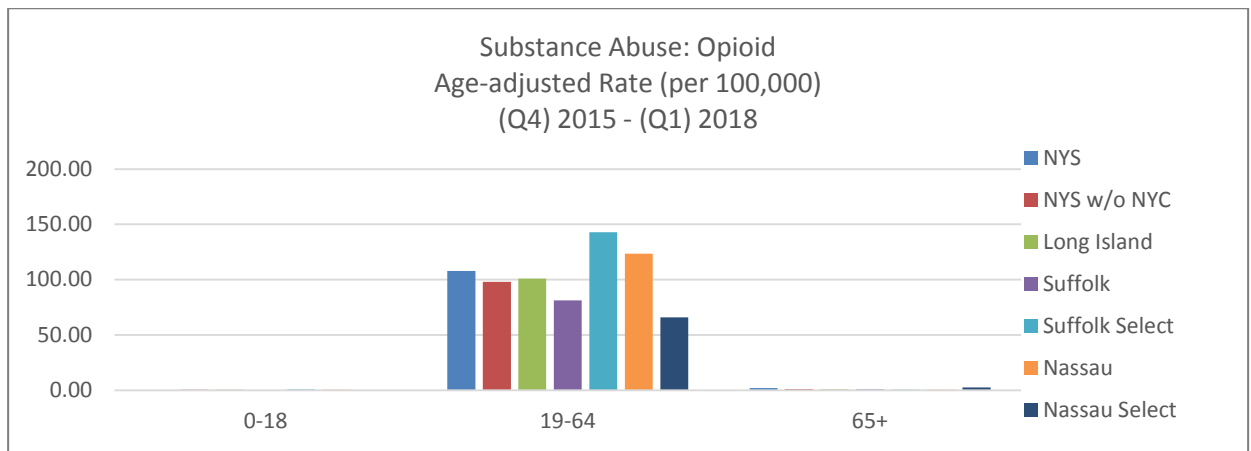
**SPARCS Analyses**





The following bar charts illustrate the issue with mental health and substance misuse. It is especially troublesome among those 19-64 years of age. Abuse of opioids and non-opioids is occurring at about twice the rate among the Suffolk select population compared to the overall Suffolk population.

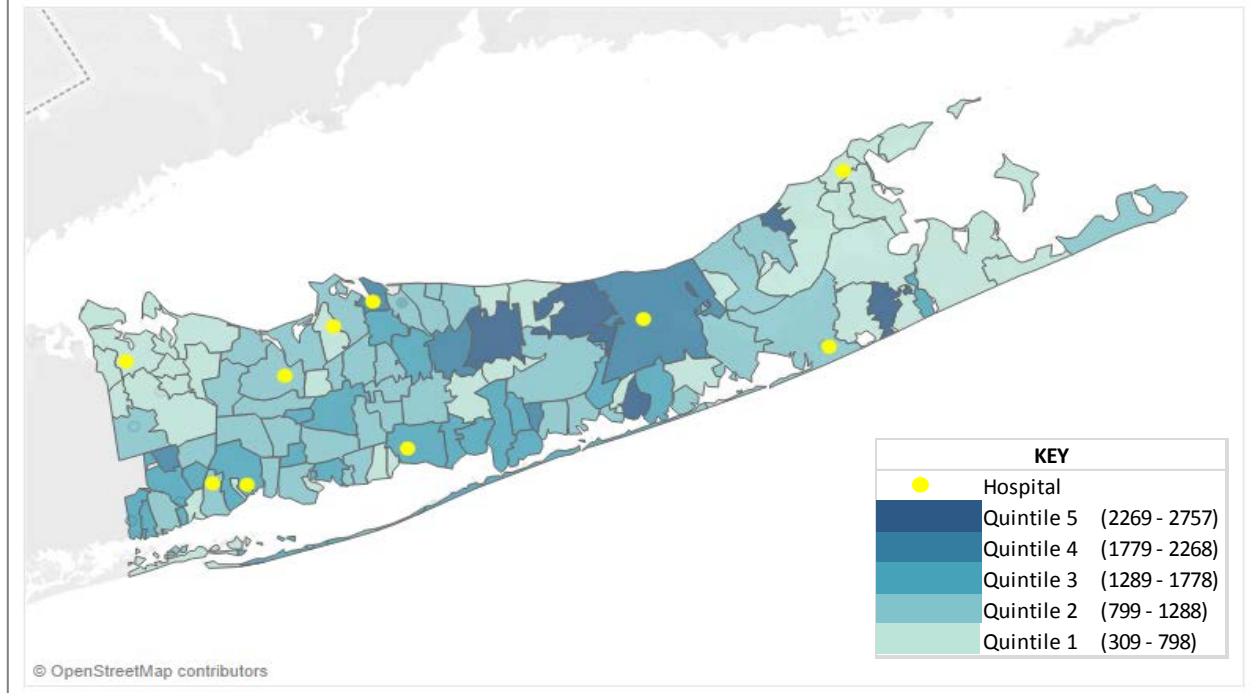




**Prevention Quality Indicators**

The following map presents a visual of the prevailing chronic conditions that, if treated early and properly in the community, prevent hospital admissions. PQI 92 is defined as a composite of chronic conditions per 100,000 adult population. Conditions included in PQI 92 are: short- and long-term complications, chronic obstructive pulmonary disease, asthma, hypertension, heart failure, angina, uncontrolled diabetes and lower-extremity amputations among patients with diabetes. The Agency for Healthcare Research and Quality draws the indicators from SPARCS data. The map below shows the areas in Suffolk County representing the most significant numbers of preventable cases per 100,000 of the adult population. Quintile 5 represents 2,269-2,757 per 100,000 adult cases. As displayed within the PQI Chronic Composite for Suffolk County, there is a notable occurrence of chronic disease among a majority of communities, particularly those connected to low socioeconomic status.

PQI 92: Chronic Composite



**The Community Health Assessment Survey** (*Appendix A*)—a barometer of the perception of health needs and barriers experienced by individuals and communities—provides a snapshot in time of the main health challenges facing communities. From this analysis and the information gleaned from consumer focus groups and key informant interviews with leaders of community-based organizations, we find that social determinants of health related to access to health care, insurance and economics, access to affordable and healthy food and a clean environment dominate.

**Potential barriers people face when getting medical treatment**

Jan-June 2019 Rank	Suffolk County	Percentage	Nassau County	Percentage
1	No Insurance**	23.24%	No Insurance**	20.39%
2	Unable to Pay Co-pays/Deductibles**	18.12%	Unable to Pay Co-pays/Deductibles**	16.69%
3	Fear (e.g. Not ready to face/discuss health problems)**	15.67%	Fear (e.g. Not ready to face/discuss health problems)**	13.90%
4	Don't Understand Need to See a Doctor**	10.33%	Don't Understand Need to See a Doctor**	10.36%
5	Transportation	9.72%	Language Barriers	9.97%
	<b>Sum of Column Percentages</b>	<b>77.08%</b>		<b>71.32%</b>

\*\* indicates an option present in the top five for both counties

**What is most needed to improve the health of the community**

Jan-June 2019 Rank	Suffolk County	Percentage	Nassau County	Percentage
1	Healthier Food Choices**	14.55%	Clean Air & Water**	18.86%
2	Drug & Alcohol Rehabilitation Services**	14.16%	Healthier Food Choices**	15.53%
3	Mental Health Services**	14.02%	Mental Health Services**	11.17%
4	Clean Air & Water**	12.48%	Weight Loss Programs	10.34%
5	Job Opportunities	9.25%	Drug & Alcohol Rehabilitation Services**	8.22%
<b>Sum of Column Percentages</b>		<b>64.46%</b>		<b>64.13%</b>

\*\* indicates an option present in the top five for both counties

Using the CHNA survey results, data for the service area by selected zip codes for Good Samaritan Hospital were reviewed. The data below represents results of surveys collected January through June 2019.

1. What are the biggest ongoing health concerns in the community where you live?

- Drugs & alcohol abuse 38%
- Cancer 33%
- Obesity, weight-loss issues 24%
- Mental health, depression, suicide 24%
- Heart disease & stroke 20%
- Diabetes 19%
- Environmental hazards 12%
- Safety 9%
- Women's health & wellness 8%
- Child health & wellness 8%
- Asthma/lung disease 7%
- HIV/AIDS & Sexually Transmitted Infections (STIs) 4%
- Vaccine preventable diseases 2%

2. What are the biggest ongoing health concerns for yourself?

- Heart disease & stroke 30%
- Cancer 26%
- Obesity, weight-loss issues 25%
- Women's health & wellness 22%
- Diabetes 18%
- Mental health, depression, suicide 15%
- Drugs & alcohol abuse 13%
- Environmental hazards 13%
- Safety 12%
- Asthma/lung disease 9%
- Child health & wellness 5%
- HIV/AIDS & Sexually Transmitted Infections (STIs) 3%
- Vaccine preventable diseases 3%

3. What prevents people in your community from getting medical treatment?
- No insurance 40%
  - Unable to pay co-pays/deductibles 31%
  - Fear 27%
  - Don't understand need to see a doctor 19%
  - Transportation 16%
  - Language barriers 13%
  - There are no barriers 10%
  - Lack of availability of doctors 9%
  - Don't know how to find doctors 8%
  - Cultural/religious beliefs 7%
4. Which of the following is the MOST needed to improve the health of your community?
- Healthier food choices 30%
  - Clean air & water 29%
  - Mental health services 26%
  - Drug & alcohol rehabilitation services 24%
  - Job opportunities 16%
  - Weight-loss programs 16%
  - Transportation 13%
  - Recreation facilities 13%
  - Smoking cessation programs 11%
  - Safe places to walk/play 11%
  - Safe work sites 6%
  - Safe child care options 4%
5. What health screenings or education/information services are needed in your community?
- Mental health/depression 21%
  - Drug & alcohol 21%
  - Blood pressure 19%
  - Cancer 19%
  - Exercise/physical activity 17%
  - Cholesterol 17%
  - Importance of routine well checkups 16%
  - Heart disease 11%
  - Dental screenings 10%
  - Eating disorders 7%
  - Emergency preparedness 7%
  - HIV/AIDS & Sexually Transmitted Infections (STIs) 5%
  - Disease outbreak information 4%
6. Where do you and your family get most of your health information?
- Doctor/health Professional 73%
  - Internet 39%
  - Family or friends 28%

• Television	18%
• Newspaper/magazines	15%
• Hospital	13%
• Social media (Facebook, Twitter, etc.)	12%
• Health department	12%
• Library	10%
• School/college	6%
• Worksite	6%
• Radio	4%
• Religious organization	2%
7. I identify as:	
• Female	62%
• Male	37%
8. Average age of respondents:	51
9. What race do you consider yourself?	
• White/Caucasian	77%
• Black/African American	8%
• Multi-racial	5%
• Asian/Pacific Islander	5%
• Other (please specify)	3%
• Native American	1%
10. Are you Hispanic or Latino?	
• Yes	21%
• No	79%
11. What is your annual household income from all sources?	
• \$0 to \$19,999	20%
• \$20,000 to \$34,999	10%
• \$35,000 to \$49,999	8%
• \$50,000 to \$74,999	15%
• \$75,000 to \$125,000	27%
• More than \$125,000	21%
12. What is your highest level of education?	
• College graduate	32%
• Some college	19%
• High school graduate	19%
• Graduate school	16%
• Some high school	6%
• Technical school	4%
• Doctorate	2%

- Other (please specify) 2%
  - K-8 grade 1%
13. What is your current employment status?
- Employed for wages 51%
  - Retired 28%
  - Self-employed 9%
  - Out of work, but looking for work 6%
  - Student 4%
  - Out of work, but not currently looking 2%
14. Do you currently have health insurance?
- Yes 95%
  - No 5%

**Focus Groups and In-Depth Analysis Report (Appendix B)**

Analysis of responses from focus group participants and interviews with community-based organization leaders supports the results of the quantitative data analyses. The chart below ranks the top five specific health concerns within the prevention agenda priorities by the number of times it was referenced when asked about the highest priorities to be addressed.

Ranking	Specific Health Concern	Number of References	Prevention Agenda Priority
1	Mental health	13	Promote Well-being and Prevent Mental and Substance Use Disorders
2	Violence	12	Promote a Healthy and Safe Environment
3	Substance use disorders	9	Promote Well-being and Prevent Mental and Substance Use Disorders
4	Diabetes	7	Prevent Chronic Diseases
5	Cancer	6	Prevent Chronic Diseases

Looking more broadly, the number of times that the Prevention Agenda Priorities were referenced while discussing the highest priority health concerns yields the following ranking:

Ranking	Prevention Agenda Priority	Number of References
1	Promote Well-being and Prevent Mental and Substance Use Disorders	23
2	Promote a Healthy and Safe Environment	20



3	Prevent Chronic Diseases	18
4	Prevent Communicable Diseases	7
5	Promote Healthy Women, Infants, and Children	2

### **Assets and Resources**

A summary of assets and resources that can be mobilized and employed to address the health issues identified begins with the vast network overseen by the LIHC. The list below reflects partners with whom the LIHC currently engages throughout the counties of Nassau and Suffolk (*see Appendix C for the full LIHC participant list.*).

- 23 hospitals/systems
- 2 county health departments
- 110+ community-based and social service organizations
- 111 libraries
- 5 major academic institutions
- 2 health plans
- 2 school districts
- Media partners
- 27 state parks
- 65 county parks
- 9 YMCAs
- 41 farmers markets
- 100+ food pantries
- 20 Federally Qualified Health Centers

We assessed available resources via the participant list maintained by the LIHC, the United Way's 2-1-1 database, the Health Information Tool for Empowerment (HITE) database, New York State Department of Parks and Recreation website, Suffolk County Department of Parks and Recreation website, Nassau County Department of Parks and Recreation website, New York State Department of Agriculture website, Nassau-Suffolk Hospital Council member list, Nassau and Suffolk Cooperative Library System directory, Nassau and Suffolk Counties Superintendent Associations, Suffolk Care Collaborative (Suffolk County's Performing Provider System), NQP PPS (Nassau County's Performing Provider System), Diocese of Rockville Centre parish listing, New York Jewish Guide synagogue listing and the Long Island Council of Churches. The LIHC actively promotes the use of 2-1-1 and HITE among community members and health/social service providers who connect individuals with social determinant of health services. The 2-1-1 and HITE site exist in real-time and are

routinely updated. Links to these databases and other relevant resource databases are listed on the LIHC website and are available for public use. Consumers and health/social service providers are invited to provide feedback on resources to ensure the most timely and comprehensive representation as possible.

### **Community Health Improvement Plan/Community Service Plan**

**Methodology for Selection of Priorities.** On March 27, 2019, the LIHC distributed results of all its data analyses to all LIHC participants. Large data files were posted on Google drive. LIHC participants were asked to review all the quantitative and qualitative data in advance of the priority selection meeting. That meeting took place on Friday, March 29, 2019 at 9:30 a.m. at the offices of the Nassau-Suffolk Hospital Council in Hauppauge, NY. The LIHC's data analyst walked participants through screenshots of the relevant findings. Also, participants viewed the prevention agenda dashboard, diving deep into the goals, objectives and recommended interventions for each priority. Present at the meeting either in-person or via phone were representatives from each of the two local health departments on Long Island and representatives from each of Long Island's hospitals/health systems, as well as staff of the LIHC. Attendees discussed the results and based the selection of priorities on the following criteria:

- The overwhelming evidence presented by the data, especially the first two questions of the CHAS
- The activities/strategies/interventions currently in place throughout the region
- The feasibility of achieving momentum and success with a chosen priority, taking into account the diversity of partners and community members served

After an official vote, the priorities were unanimously selected.

**Goals, Objectives, Interventions, Strategies and Activities.** *Please refer to the attached work plan (Appendix E) for Good Samaritan Hospital Medical Center.*

### **Engagement of Local Partners**

The LIHC meets bi-monthly, and its steering committee meets quarterly. The LIHC staff regularly reach out to organizations and other entities, continually adding to the diversity of the LIHC and scope of its impact on communities throughout Nassau and Suffolk. The CHAS survey is the main vehicle through which progress will be observed and measured. This primary data collection tool is analyzed twice a year, allowing the Collaborative

and its partners to spot trends and make mid-course corrections. These data reports are further informed by the feedback from Collaborative participants solicited at each bi-monthly meeting and steering committee members at each quarterly meeting. This feedback also contributes to mid-course corrections in collective strategies.

## Dissemination

The LIHC website is designed to engage consumers and to provide transparency in population health initiatives and data analysis efforts. Working documents and data reports developed by the LIHC are available to the public via the LIHC website [www.lihealthcollab.org](http://www.lihealthcollab.org). This CHNA is posted on the Good Samaritan Hospital Medical Center website [www.good-samaritan-hospital.org](http://www.good-samaritan-hospital.org) and [www.chsli.org](http://www.chsli.org). Copies are also available to the public upon request.

---

<sup>i</sup> [https://www.health.ny.gov/statistics/opioid/data/pdf/nys\\_opioid\\_annual\\_report\\_2018.pdf](https://www.health.ny.gov/statistics/opioid/data/pdf/nys_opioid_annual_report_2018.pdf)

<sup>ii</sup> *QuickStats: Suicide Rates for Teens Aged 15–19 Years, by Sex — United States, 1975–2015*. MMWR Morb Mortal Wkly Rep 2017;66:816. DOI: <http://dx.doi.org/10.15585/mmwr.mm6630a6>

<sup>iii</sup> <https://www.cdc.gov/nchs/fastats/mental-health.htm>

<sup>iv</sup> Weinberger, A. et al. (August 2017) Trends in depression prevalence in the USA from 2005 – 2015: widening disparities in vulnerable groups. *Psychological Medicine*, 1-10.

<sup>v</sup> Bitsko, R et al. (2018) Epidemiology and impact of healthcare provider-diagnosed anxiety and depression among US children. *Journal of Developmental and Behavioral Pediatrics*, 1-9.

<sup>6</sup> <https://www.collectiveimpactforum.org/what-collective-impact>

<sup>7</sup> [https://www.selfmanagementresource.com/docs/pdfs/Programs\\_History.pdf](https://www.selfmanagementresource.com/docs/pdfs/Programs_History.pdf)

<sup>8</sup> <https://www.kirkpatrickpartners.com/Our-Philosophy/The-Kirkpatrick-Model>

<sup>9</sup> <https://www.thecommunityguide.org/>

<sup>10</sup> U.S. Census Bureau, 2013-2017 American Community Survey 5-Year Estimates

**LONG ISLAND AND EASTERN QUEENS COMMUNITY HEALTH ASSESSMENT SURVEY***Your opinion is important to us!*

The purpose of this survey is to get your opinion about health issues that are important in your community. Together, the County Departments of Health and hospitals throughout Long Island will use the results of this survey and other information to help target health programs in your community. Please complete only one survey per adult 18 years or older. Your survey responses are anonymous. Thank you for your participation.

**1. What are the biggest ongoing health concerns in THE COMMUNITY WHERE YOU LIVE? (Please check up to 3)**

- |  |  |   |
|--|--|---|
| <input type="checkbox"/> Asthma/lung disease     | <input type="checkbox"/> Heart disease & stroke                          | <input type="checkbox"/> Safety                       |
| <input type="checkbox"/> Cancer                  | <input type="checkbox"/> HIV/AIDS & Sexually Transmitted Diseases (STDs) | <input type="checkbox"/> Vaccine preventable diseases |
| <input type="checkbox"/> Child health & wellness | <input type="checkbox"/> Mental health                                   | <input type="checkbox"/> Women's health & wellness    |
| <input type="checkbox"/> Diabetes                | <input type="checkbox"/> depression/suicide                              | <input type="checkbox"/> Other (please specify) _____ |
| <input type="checkbox"/> Drugs & alcohol abuse   | <input type="checkbox"/> Obesity/weight loss issues                      |   |
| <input type="checkbox"/> Environmental hazards   |  |   |

**2. What are the biggest ongoing health concerns for YOURSELF? (Please check up to 3)**

- |  |  |   |
|--|--|---|
| <input type="checkbox"/> Asthma/lung disease     | <input type="checkbox"/> Heart disease & stroke                          | <input type="checkbox"/> Safety                       |
| <input type="checkbox"/> Cancer                  | <input type="checkbox"/> HIV/AIDS & Sexually Transmitted Diseases (STDs) | <input type="checkbox"/> Vaccine preventable diseases |
| <input type="checkbox"/> Child health & wellness | <input type="checkbox"/> Mental health                                   | <input type="checkbox"/> Women's health & wellness    |
| <input type="checkbox"/> Diabetes                | <input type="checkbox"/> depression/suicide                              | <input type="checkbox"/> Other (please specify) _____ |
| <input type="checkbox"/> Drugs & alcohol abuse   | <input type="checkbox"/> Obesity/weight loss issues                      |   |
| <input type="checkbox"/> Environmental hazards   |  |   |

**3. What prevents people in your community from getting medical treatment? (Please check up to 3)**

- |   |  |  |
|---|--|--|
| <input type="checkbox"/> Cultural/religious beliefs                           | <input type="checkbox"/> Lack of availability of doctors | <input type="checkbox"/> Unable to pay co-pays/deductibles |
| <input type="checkbox"/> Don't know how to find doctors                       | <input type="checkbox"/> Language barriers               | <input type="checkbox"/> There are no barriers             |
| <input type="checkbox"/> Don't understand need to see a doctor                | <input type="checkbox"/> No insurance                    | <input type="checkbox"/> Other (please specify) _____      |
| <input type="checkbox"/> Fear (e.g. not ready to face/discuss health problem) | <input type="checkbox"/> Transportation                  |  |

**4. Which of the following is MOST needed to improve the health of your community? (Please check up to 3)**

- |   |   |   |
|---|---|---|
| <input type="checkbox"/> Clean air & water                      | <input type="checkbox"/> Mental health services   | <input type="checkbox"/> Smoking cessation programs   |
| <input type="checkbox"/> Drug & alcohol rehabilitation services | <input type="checkbox"/> Recreation facilities    | <input type="checkbox"/> Transportation               |
| <input type="checkbox"/> Healthier food choices                 | <input type="checkbox"/> Safe childcare options   | <input type="checkbox"/> Weight loss programs         |
| <input type="checkbox"/> Job opportunities                      | <input type="checkbox"/> Safe places to walk/play | <input type="checkbox"/> Other (please specify) _____ |
| <input type="checkbox"/> Safe worksites                         |   |   |

**5. What health screenings or education/information services are needed in your community? (Please check up to 3)**

- |   |  |   |
|---|--|---|
| <input type="checkbox"/> Blood pressure               | <input type="checkbox"/> Eating disorders                                | <input type="checkbox"/> Mental health/depression     |
| <input type="checkbox"/> Cancer                       | <input type="checkbox"/> Emergency preparedness                          | <input type="checkbox"/> Nutrition                    |
| <input type="checkbox"/> Cholesterol                  | <input type="checkbox"/> Exercise/physical activity                      | <input type="checkbox"/> Prenatal care                |
| <input type="checkbox"/> Dental screenings            | <input type="checkbox"/> Heart disease                                   | <input type="checkbox"/> Suicide prevention           |
| <input type="checkbox"/> Diabetes                     | <input type="checkbox"/> HIV/AIDS & Sexually Transmitted Diseases (STDs) | <input type="checkbox"/> Vaccination/immunizations    |
| <input type="checkbox"/> Disease outbreak information | <input type="checkbox"/> Importance of routine well checkups             | <input type="checkbox"/> Other (please specify) _____ |
| <input type="checkbox"/> Drug and alcohol             |  |   |

**6. Where do you and your family get most of your health information? (Check all that apply)**

- |   |   |   |
|---|---|---|
| <input type="checkbox"/> Doctor/health professional | <input type="checkbox"/> Library                | <input type="checkbox"/> Social Media (Facebook, Twitter, etc.) |
| <input type="checkbox"/> Family or friends          | <input type="checkbox"/> Newspaper/magazines    | <input type="checkbox"/> Television                             |
| <input type="checkbox"/> Health Department          | <input type="checkbox"/> Radio                  | <input type="checkbox"/> Worksite                               |
| <input type="checkbox"/> Hospital                   | <input type="checkbox"/> Religious organization | <input type="checkbox"/> Other (please specify)                 |
| <input type="checkbox"/> Internet                   | <input type="checkbox"/> School/college         | _____   |

*For statistical purposes only, please complete the following:*

**I identify as:**  Male  Female  Other

**What is your age?** \_\_\_\_\_

**ZIP code where you live:** \_\_\_\_\_ **Town where you live:** \_\_\_\_\_

**What race do you consider yourself?**

- |   |   |   |
|---|---|---|
| <input type="checkbox"/> White/Caucasian        | <input type="checkbox"/> Native American        | <input type="checkbox"/> Multi-racial           |
| <input type="checkbox"/> Black/African American | <input type="checkbox"/> Asian/Pacific Islander | <input type="checkbox"/> Other (please specify) |
| _____   |   |   |

**Are you Hispanic or Latino?**  Yes  No

**What language do you speak when you are at home (select all that apply)**

- |                                  |                                     |                                  |   |  |                                 |
|----------------------------------|-------------------------------------|----------------------------------|---|--|---------------------------------|
| <input type="checkbox"/> English | <input type="checkbox"/> Portuguese | <input type="checkbox"/> Spanish | <input type="checkbox"/> Italian        | <input type="checkbox"/> Farsi         | <input type="checkbox"/> Polish |
| <input type="checkbox"/> Chinese | <input type="checkbox"/> Korean     | <input type="checkbox"/> Hindi   | <input type="checkbox"/> Haitian Creole | <input type="checkbox"/> French Creole | <input type="checkbox"/> Other  |

**What is your annual household income from all sources?**

- |   |  |   |
|---|--|---|
| <input type="checkbox"/> \$0-\$19,999         | <input type="checkbox"/> \$20,000 to \$34,999  | <input type="checkbox"/> \$35,000 to \$49,999 |
| <input type="checkbox"/> \$50,000 to \$74,999 | <input type="checkbox"/> \$75,000 to \$125,000 | <input type="checkbox"/> Over \$125,000       |

**What is your highest level of education?**

- |   |   |   |
|---|---|---|
| <input type="checkbox"/> K-8 grade            | <input type="checkbox"/> Technical school | <input type="checkbox"/> Graduate school        |
| <input type="checkbox"/> Some high school     | <input type="checkbox"/> Some college     | <input type="checkbox"/> Doctorate              |
| <input type="checkbox"/> High school graduate | <input type="checkbox"/> College graduate | <input type="checkbox"/> Other (please specify) |
| _____   |   |   |

**What is your current employment status?**

- |   |  |   |
|---|--|---|
| <input type="checkbox"/> Employed for wages | <input type="checkbox"/> Self-employed | <input type="checkbox"/> Out of work and looking for work       |
| <input type="checkbox"/> Student            | <input type="checkbox"/> Retired       | <input type="checkbox"/> Out of work, but not currently looking |
| <input type="checkbox"/> Military           |  |   |

**Do you currently have health insurance?**  Yes  No  No, but I did in the past

**What type of insurance do you have? (select all that apply)**

- |                                   |                                   |   |                                       |
|-----------------------------------|-----------------------------------|---|---------------------------------------|
| <input type="checkbox"/> Medicaid | <input type="checkbox"/> Medicare | <input type="checkbox"/> Private/Commercial | <input type="checkbox"/> No Insurance |
|-----------------------------------|-----------------------------------|---|---------------------------------------|

**Do you have a smart phone?**  Yes  No

If you have health concerns or difficulty accessing care, please call the Long Island Health Collaborative for available resources at: <b>631-257-6957.</b>	Please return this completed survey to: LIHC Nassau-Suffolk Hospital Council 1383 Veterans Memorial Highway, Suite 26 Hauppauge, NY 11788 Or you may fax completed survey to 631-716-6920	All non-profit hospitals on Long Island offer financial assistance for emergency and medically necessary care to individuals who are unable to pay for all or a portion of their care. To obtain information on financial assistance offered at each Long Island hospital, please visit the individual hospital's website.
--	---	--



## APPENDIX B

# Long Island Health Collaborative, Population Health Improvement Program for the Long Island Region

## Focus Groups and In-Depth Interviews

March 26, 2019



Smart Research Soluti★ns

## Table of Contents

1. Executive Summary .....	1
<b>1.1 Key Findings &amp; Takeaways</b> .....	1
<i>Prevention Agenda Priorities</i> .....	1
<i>Social Determinants of Health</i> .....	2
2. Introduction.....	4
<i>Project Goals</i> .....	4
3. Methodology .....	5
<b>3.1 Design</b> .....	5
<i>Long Island Residents</i> .....	5
<i>Community-Based Organizations</i> .....	6
<b>3.2 Participants</b> .....	7
<i>Long Island Residents</i> .....	7
<i>Community-Based Organizations</i> .....	8
<b>3.3 Materials Development</b> .....	9
<i>Long Island Residents</i> .....	10
<i>CBO Discussion Guide Design</i> .....	11
<b>3.4 Procedure</b> .....	11
<i>Focus Groups</i> .....	11
<i>In-Depth Interviews with Long Island Residents</i> .....	12
<i>In-Depth Interviews with Community-Based Organizations</i> .....	12
<b>3.5 Analysis</b> .....	12
4. Results.....	13
<b>4.1 Long Island Residents</b> .....	13
<i>Focus Groups</i> .....	13
<i>In-Depth Interviews</i> .....	33
<b>4.2 Long Island Community-Based Organizations</b> .....	50
<i>Sample Description</i> .....	51
<i>Social Determinants of Health</i> .....	52
<i>Prevention Agenda Priorities</i> .....	61
<b>4.3 Overview of Results for the Prevention Agenda Priorities</b> .....	64
5. Discussion .....	65

<b>5.1 Prevention Agenda Priorities</b> .....	66
<i>Prevent Chronic Diseases</i> .....	66
<i>Promote a Healthy and Safe Environment</i> .....	67
<i>Promote Healthy Women, Infants, and Children</i> .....	68
<i>Promote Well-Being and Prevent Mental and Substance Use Disorders</i> .....	69
<i>Prevent Communicable Diseases</i> .....	69
<b>5.2 Social Determinants of Health</b> .....	69
<i>Economic Stability</i> .....	69
<i>Education</i> .....	70
<i>Health and Healthcare</i> .....	71
<i>Neighborhood and Built Environment</i> .....	72
<i>Social, Family, and Community Context</i> .....	72
<b>6. Conclusions</b> .....	73
<b>6.1 Prevention Agenda Priorities</b> .....	73
<b>6.2 Social Determinants of Health</b> .....	74
<b>6.3 Limitations</b> .....	74
<b>7. Appendices</b> .....	75
<b>7.1 Focus Group Discussion Guide</b> .....	75
<b>7.2 Long Island Resident In-Depth Interview Guide</b> .....	84
<b>7.3 Community-Based Organization In-Depth Interview Guide</b> .....	89

This report was prepared in compliance with ISO 20262 International quality standard for market, public opinion, and social research.



## 1. Executive Summary

The Long Island Health Collaborative, (LIHC), the Population Health Improvement Program (PHIP) for Long Island, contracted with EurekaFacts to conduct a qualitative research study to assist it in the selection of New York State Prevention Agenda Priorities for the 2019-2021 period. They also sought to gather data to inform the Community Health Needs Assessment (CHNA) process and subsequent implementation plans for hospitals and local health departments, understanding the health concerns through the lens of the Social Determinants of Health. The study consisted of several phases of data collection: four two-hour focus groups with Long Island residents who indicated difficulty in accessing healthcare in the previous year, and 15-minute in-depth interviews with 26 leaders of health-related community-based organizations (CBOs) who served these populations. Twelve in-depth interviews of Long Island residents lasting half an hour each were also added as insufficient numbers of participants attended two of the four focus groups.

### 1.1 Key Findings & Takeaways

#### *Prevention Agenda Priorities*

Long Island residents and CBO leaders indicated that there were significant health concerns among all five of the New York State Department of Health Prevention Agenda Priorities. However, both groups indicated that there were key challenges within the prevention of chronic diseases, promotion of a healthy and safe environment, and promotion of well-being and prevention of mental and substance use disorders. Residents expressed numerous concerns within these areas, including cancer, diabetes, violence, access to healthy food, and mental health. CBO leaders discussed the services they provided in these areas and acknowledged numerous structural challenges in play. There may be opportunities to provide health education on key topic areas to interested audiences as well as exploring collaborative efforts to address structural barriers.

Long Island residents and CBO leaders were asked which health concerns were the highest priorities to address. Based on the number of times a topic was referenced during this portion of

the discussion, the top five most commonly referenced specific health concerns are ranked as follows:

Ranking	Specific Health Concern	Number of References	Prevention Agenda Priority
1	Mental health	13	Promote Well-being and Prevent Mental and Substance Use Disorders
2	Violence	12	Promote a Healthy and Safe Environment
3	Substance use disorders	9	Promote Well-being and Prevent Mental and Substance Use Disorders
4	Diabetes	7	Prevent Chronic Diseases
5	Cancer	6	Prevent Chronic Diseases

*Table 1: Ranking the top five specific health concerns within the Prevention Agenda Priorities by the number of times it was referenced when asked about the highest priorities to be addressed*

Looking more broadly, the number of times that the Prevention Agenda Priorities were referenced while discussing the highest priority health concerns yields the following ranking:

Ranking	Prevention Agenda Priority	Number of References
1	Promote Well-being and Prevent Mental and Substance Use Disorders	23
2	Promote a Healthy and Safe Environment	20
3	Prevent Chronic Diseases	18
4	Prevent Communicable Diseases	7
5	Promote Healthy Women, Infants, and Children	2

*Table 2: Ranking the Prevention Agenda Priorities by the number of times it was referenced when asked about the highest priorities to be addressed*

### **Social Determinants of Health**

Participants in the focus groups and in-depth interviews, or IDIs, discussed the many ways that each of the Social Determinants of Health impacted community health outcomes. Of the five

determinants explored, residents and CBO leaders agreed that Economic Stability has significant influence in terms of accessible transportation and financial insecurity. Participants agreed that for Health and Healthcare, access to affordable insurance and healthcare were significant challenges. Long Island residents suggested more outreach and health education would help them connect to available resources and address barriers such as fear or stigma. Discussions about Neighborhood and Built Environment emphasized the structural challenges in terms of lack of affordable housing or access to healthy food options. Among residents, key challenges in Social, Family, and Community Context are the many negative impacts of incarceration on the individual and his or her family. Education, in terms of early childhood education or primary or secondary education, received less emphasis than the other four determinants of health.

## 2. Introduction

### *Project Goals*

The Long Island Health Collaborative (PHIP) contracted EurekaFacts to conduct a series of qualitative focus groups and interviews with underserved residents of Long Island and leaders of community-based organizations (CBOs) who perform work related to this population. Goals of the project were to understand the barriers to healthcare access and community-level priorities of residents who lack healthcare access. The results of this study will be used to guide PHIP's work with the New York State Department of Health Prevention Agenda Priorities 2019-2021. These priorities guide public health efforts for a multi-year period for county health departments, hospitals, and CBOs. The five Prevention Agenda Priorities for 2019-2021 are as follows:

- Prevent chronic diseases
- Promote a healthy and safe environment
- Promote healthy women, infants, and children
- Promote well-being and prevent mental and substance use disorders
- Prevent communicable diseases

Additionally, PHIP wanted to understand barriers to healthcare access and community-level priorities through the lens of Social Determinants of Health. These determinants explore the ways that where people live, work, play, and age directly or indirectly impact their health outcomes. The Social Determinants of Health used in this research were defined as the following:

- *Economic Stability*: Housing security, employment, food security, and transportation
- *Education*: Language and literacy, early childhood education, high school education
- *Health and Healthcare*: Access to health, health literacy, access to a trusted provider, access to primary care
- *Neighborhood and Built Environment*: Access to healthy foods, affordable/quality housing, crime and violence
- *Social, Family, and Community Context*: Social cohesion, civic participation, incarceration, and institutionalization

The definitions were taken from the New York State Department of Health<sup>1</sup>. The Prevention Agenda Priorities and Social Determinants of Health were used to guide the design of all research instruments and analysis methods.

## 3. Methodology

### 3.1 Design

To understand the community-level priorities of residents who experience barriers to healthcare access, this study involved three separate data collection efforts:

1. Focus groups with people facing barriers to healthcare on Long Island;
2. In-depth interviews by phone with the same population as above; and
3. In-depth interviews by phone with leaders of Community-Based Organizations (CBOs) providing services that impact the health of people on Long Island.

All aspects of the study were approved by EurekaFacts' Institutional Review Board (IRB).

### *Long Island Residents*

#### **Focus Groups**

To understand the barriers to healthcare and community-level priorities of residents, a series of two-hour focus groups were held on Long Island with people from Nassau and Suffolk Counties: Freeport (Nassau), Elmont (Nassau), Riverhead (Suffolk), and Wyandanch (Suffolk). These groups aimed to include people primarily from the communities of Elmont, Freeport, Roosevelt, Hempstead, Wyandanch, Central Islip, Brentwood, and Riverhead. The Nassau groups had 12 participants each, while the Suffolk groups had four participants. Focus group topics included discussion around the five Prevention Agenda Priorities, barriers to seeking healthcare, Social Determinants of Health, and sources of health information.

As two of the four focus groups had fewer than the minimum of eight participants, twelve 30-minute phone interviews were conducted with people in both counties to supplement the data. Using a mixed approach of focus groups and in-depth interviews has been demonstrated to result in more detailed, relevant, and useful data, as focus group participants excel at group

---

<sup>1</sup> Categories and definitions taken from New York State Department of Health CBO Directory: [https://www.health.ny.gov/health\\_care/medicaid/redesign/dsrip/vbp\\_library/cbo\\_directory.htm](https://www.health.ny.gov/health_care/medicaid/redesign/dsrip/vbp_library/cbo_directory.htm)

brainstorming and discussing novel solutions, while in-depth interviews provide richer and more detailed data<sup>2</sup>.

## **In-Depth Interviews**

Semi-structured in-depth interviews were held with 12 residents of Long Island who met the same eligibility criteria as focus group participants. The in-depth interviews were designed as a phenomenological qualitative study, in which the research team sought to understand a community or population's experience around a specific phenomenon. In this case, the research focused on the experience of health and healthcare on Long Island among underserved populations viewed through the lens of the five Prevention Priority areas and the Social Determinants of Health. Although the number of in-depth interviews required to reach an adequate depth of understanding of an issue is greatly debated, Guest and colleagues<sup>3</sup> conducted a systematic examination of the number of interviews required to establish overarching themes within a nonprobabilistic sample from a demographically-defined group for qualitative research, although not for a phenomenological study specifically. Their results indicated that twelve interviews were required to establish saturation, although basic themes were evident after six interviews. Starks and Trinidad<sup>4</sup> note that sizes for interview samples in phenomenological studies are often ten or smaller, an approximate range which is echoed elsewhere<sup>5</sup>. While acknowledging that perspectives on qualitative sample differ, the research team felt confident that twelve interviews would provide a rich dataset and clear themes.

Similar to the focus group discussion, the interview topics included the five Prevention Agenda Priorities, barriers to seeking healthcare, Social Determinants of Health, and sources of health information.

## ***Community-Based Organizations***

---

<sup>2</sup> Sugovic, M., Nooraddini, I., Sherehiy, B. (2016). Evaluation of safety label design: Comparison between cognitive interviewing versus focus group methods. *Proceedings of the Human Factors and Ergonomics Society Annual Meeting*, 60(1), 1632-1636.

<sup>3</sup> Guest, G., Bunce, A. and Johnson, L. (2006). How many interviews are enough?: An Experiment with Data Saturation and Variability. *Field Methods*, 18(1), pp. 59-82.

<sup>4</sup> Starks, H. and Trinidad, S. B. (2007.) Choose your method: A comparison of phenomenology, discourse analysis, and grounded theory. *Qualitative Health Research*, 17(10), 1372-1380.

<sup>5</sup> Morse, J. 1994. Designing funded qualitative research. In *Handbook for qualitative research*, ed. N. Denzin and Y. Lincoln, 220–35. Thousand Oaks, CA: Sage.

To identify areas of need from the perspective of CBOs, the third data collection effort included 26 phone interviews lasting 15 minutes each with leaders of CBOs. Interview topics included a brief description of the organization and the interviewee's role, health concerns related to the Social Determinants of Health, specific populations impacted by them, and barriers and facilitators to health from the perspective of the Social Determinants of Health.

## **3.2 Participants**

### ***Long Island Residents***

The research team sought to recruit 8-12 participants for each of the four focus groups. Participants were required to meet certain characteristics, including household income, geography, and access to healthcare. Household income eligibility was determined as the median income for the county plus one standard deviation. The maximum eligible household income in Suffolk County was \$74,999 and \$99,999 for Nassau County. To determine whether a potential participant faced barriers to healthcare, and was thus eligible for this research, recruitment agents asked the following question: "During the past 12 months, was there ever a time when you felt that you needed health care, but you could not receive it because of cost, transportation, or some other reason?"<sup>6</sup> Initially, participants who did not reside in the four locations for the focus groups were screened out, but this practice generated low recruitment numbers. PHIP and EurekaFacts agreed to modify the screener and allow others from Long Island into the groups. As noted above, to achieve data saturation with qualitative interviews, the recommended sample size of 12 interviews needs to occur within a demographically-defined group. This sample was considered eligible due to the geographic location, income (defined as the median income level plus one standard deviation), and self-reported challenges in accessing healthcare. Within this sample, there was a mix of demographics in terms of gender, race, ethnicity, and education level.

### **Recruitment**

Eligible participants were found through the following methods, in decreasing order of importance: lists of phone numbers, social media advertising, referrals, advertising and outreach

---

<sup>6</sup> Adapted from Law, M., et al. (2005.) Meeting health need, accessing health care: The role of the neighbourhood. *Health & Place*, 11, 367-377.

by CBOs, and in-person recruitment. Focus group participants received a \$75 Visa gift card incentive for participation and were eligible for an additional incentive for referrals, while interview participants received a \$40 Visa gift card.

## Challenges encountered – Focus Groups and Residents IDIs

EurekaFacts attempted to recruit up to 12 participants in each of the four focus group locations: Hempstead, Elmont, Riverhead, and Wyandanch. Recruitment efforts included the use of a purchased list of 4,000 cell phone records distributed evenly across the four locations, Craigslist and Facebook advertisements, referrals, and assistance from local CBOs who provide services to the target population. Challenges included lower than expected response rates to our social media campaigns and Craigslist advertisements, as well as the reluctance of CBOs to agree to meet with EurekaFacts representatives or permit on-site recruitment. Additionally, the recruiting team faced logistical challenges in reserving spaces at public libraries.

## Steps taken to address challenges

In consultation with LIHC staff, recruitment agents shifted through the process to respond to challenges in using the phone list and social media advertisements. New strategies included enlisting the help of community organizations based on Long Island, such as workforce development organizations, to provide access to their members, display our flyer on their website and physical premises, and allow EurekaFacts to conduct on-site recruitment at their premises. Referral incentives were also added to facilitate snowball sampling. In consultation with LIHC staff, the focus group screener was modified to remove zip code restrictions and allow participants from various regions within Long Island to participate in the study, given that they met other qualifying criteria. All changes in recruitment methods were submitted and approved by the EurekaFacts internal IRB.

## ***Community-Based Organizations***

The list of CBOs for interviews was provided in a file by PHIP, which also indicated the Social Determinants of Health addressed by the CBOs. The determinant used for the focus of the in-depth interviews was initially assigned based on the list from PHIP and confirmed with the organization prior to the facilitation of interviews. The research team intended to have equal representation across the five Social Determinants of Health and between both counties.



## **Recruitment**

CBOs were recruited using a 5-minute phone screener which followed an initial email contact from either LIHC or EurekaFacts. CBOs were selected from a list of 111 CBOs provided by LIHC, as well as a supplemented lists of food pantries and libraries once the original list was exhausted.

### Challenges encountered – Community-Based Organizations

EurekaFacts attempted to recruit 26 CBOs from a larger list of 111 organizations that PHIP provided. Challenges encountered during this recruitment effort were mainly related to fulfilling quotas for geography and social determinants of health. The main challenge for geography requirement was having fewer organizations primarily serving Suffolk County, although 16 of the 26 CBOs interviewed were active in both counties. Additionally, there were many organizations in the health and healthcare segment and very few in the economic stability or the social and community context segments. Other challenges included unwillingness of some of the organizations to participate, and a large number of unreturned voicemails. After making three call attempts on each of the records on the list, EurekaFacts decided that no more calls should be made according to best practices and company policy, and PHIP was notified.

### Steps taken to address challenges

EurekaFacts worked more closely with PHIP to address issues related to low response rates from CBOs, and to encourage more participation from these organizations. PHIP personally reached out to several CBOs, after which they received written approval from some organizations to be interviewed. EurekaFacts then contacted and scheduled interviews with these organizations. During the interviews, EurekaFacts interviewers prompted some organizations who were active in more than one Social Determinant of Health area to be interviewed on a topic with less representation, therefore fixing some of the quota challenges faced. Because interviews with CBOs reflected that 16 of the 26 organizations were active in both counties, it was concluded after discussion with PHIP that both counties were adequately represented. Likewise, since the average organization reported working in 2.5 determinants of health areas, it was also safe to conclude that all areas were sufficiently covered. All changes in recruitment methods were submitted to and approved by the EurekaFacts internal IRB.

## ***3.3 Materials Development***

## *Long Island Residents*

### **Focus Group Discussion Guide Design**

The discussion guide was developed in close consultation with the members of the Long Island Health Collaborative's (LIHC) Community Health Needs Assessment (CHNA) Preparation Workgroup. A list of concepts to explore was first generated and shared with the group for approval. After receiving feedback, revising, and gaining approval from the members of the workgroup, this list was expanded into a complete discussion guide using the Delphi Method to gain consensus. This focus group guide was submitted and approved by the workgroup as well as the EurekaFacts Internal IRB. The guides explore perceptions for the highest priority community health concerns, barriers to treatment, health impacts of the Social Determinants of Health, and sources of information. It is important to note that the decision to exclude questions about health and healthcare as a Social Determinant of Health were made at the time of the discussion guide concept list generation, as the focus of much of the interview was on issues related to access to health, health literacy, and access to a trusted provider.

### Delphi Method

Focus groups were conducted using the Delphi methodology, wherein participants wrote answers down in private and passed their answers into a box, with the moderator selecting answers, placing them on a flipchart, and then leading a discussion on the answers without identifying the source of the answer. This methodology allowed sensitive topics—including health concerns and barriers to healthcare in the community, the topic of discussion—to be discussed candidly with a veil of anonymity, even around peers or relatives.

The Delphi methodology involves multiple steps. First, participants answer a question anonymously by submitting written comments on post-it notes. Second, these responses are reported back to the group for discussion. Third, participants are provided the opportunity to anonymously submit their answers again, during which they may choose to revise their answers due to the discussion. At this time, there may be additional discussion identifying the common themes. If there is insufficient consensus, the process may be repeated multiple times until the group has reached a conclusion. Due to time constraints, the full Delphi protocol was used for the highest priority items, such as the discussion, "Top Health Concerns in their Community." For other topics, EurekaFacts used a truncated version in which we follow the first two steps – anonymously writing answers and discussing them – but did not repeat the third anonymous

written answer submission. This truncated version can be seen for “Barriers to Getting Treatment.” For all other items, participants only discussed the topic, without a written component. This approach, blending the full and modified Delphi methodology with the traditional focus group approach of discussion, mitigates some of the challenges in focus groups while capitalizing on group consensus-building.

### **Residents In-Depth Interview Discussion Guide Design**

The in-depth interview guide for Long Island residents was adapted from the focus group discussion guide. The interview guide and focus group guide addressed the same topics but questions were modified from a group discussion to an individual interview. Topics covered included community health priorities, barriers to treatment, Social Determinants of Health, and sources of health information. This interview guide was submitted and approved by the CHNA workgroup as well as the EurekaFacts Internal IRB.

### ***CBO Discussion Guide Design***

The interview discussion guide was developed in close consultation with LIHC CHNA Preparation Workgroup. As with the focus group discussion guide, a list of concepts to explore was first generated and shared with the workgroup members for approval. After receiving feedback, revising, and gaining approval from the workgroup, this list was expanded into a complete interview guide. The 15-minute interviews provide descriptions of the organizations’ work and the challenges related to the Social Determinants of Health facing the communities they serve, examples of factors that support communities in becoming healthier, and suggestions for how to address the barriers communities face to receiving healthcare. This interview guide was submitted and approved by the workgroup as well as the EurekaFacts Internal IRB.

## **3.4 Procedure**

### ***Focus Groups***

Two-hour focus groups were held in publicly accessible locations: hotel conference rooms and public libraries in Freeport (Nassau), Elmont (Nassau), Riverhead (Suffolk), and Wyandanch (Suffolk). Participants signed an informed consent form to participate and have the conversation recorded prior to their participation. A highly experienced moderator was trained on the project

and discussion guide before facilitating the focus groups. All focus groups were audio recorded and transcribed for analysis.

### ***In-Depth Interviews with Long Island Residents***

Interviews were conducted by phone and lasted 30 minutes. Interviewees gave verbal consent to participate and have the conversation recorded. Interviews were conducted by the Project Director or a member of the research team who was trained in conducting interviews for qualitative research and closely monitored for quality assurance. Interviews were audio recorded and extensive notes from the interviews were used as the basis for analysis. In-depth interview participants were assigned unique identifiers to protect their identities.

### ***In-Depth Interviews with Community-Based Organizations***

Fifteen-minute phone interviews with leaders of CBOs were conducted to gather their insights. Participants were asked to self-identify which of the five Social Determinants of Health their organization worked on to fulfill recruitment quotas. Participants verbally agreed to participate and allow for the conversation to be audio recorded. Like the interviews with residents, interviews were conducted by the Project Director or a member of the research team who was trained in conducting interviews for qualitative research and closely monitored for quality assurance. Participants were assigned a unique identifier to preserve their confidentiality. Extensive notes were taken during interviews, which were used as the basis for qualitative analysis.

## **3.5 Analysis**

The research team used Directed Content Analysis (DCA) for coding and analysis, which is an ideal approach when there is an existing framework or theory which needs to be validated or expanded<sup>7</sup>. With this approach, codes are pre-defined based on theories, frameworks, or previous research and applied during analysis, although new codes are created on an ad hoc basis as well. For the purposes of this project, codes were based on the Prevention Agenda Priorities, Social Determinants of Health, as well as the LIHC's Community Health Assessment Survey.

---

<sup>7</sup> Hsieh, H.F. & Shannon, S. E. (2005.) Three approaches to qualitative content analysis. *Qualitative Health Research*, 15,(9), 2177-1288.

Both the focus groups transcripts and in-depth interview notes were analyzed using the NVivo Software, Version 10. The coding effort for this project was scaled according to available resources. A team of four coders trained in DCA analyzed focus group transcripts independently, such that each transcript was analyzed by two different coders. After coding, coders compared codes and discussed discrepancies in coding before reaching a consensus. Data were reviewed at least twice to ensure saturation of coding. The same analytical codebook was used to analyze the focus group transcripts and in-depth interviews with codes representing the Prevention Agenda Priority areas as well as subtopics, Social Determinants of Health, geography, barriers to treatment, and sources of health information. Word clouds were generated from focus group participant comments and written notes from the Delphi Method. These word clouds contain exact words and phrases from participants to show the range of topics discussed.

The analysis was reviewed by the focus groups moderator to ensure accuracy. Likewise, notes from the in-depth interviews with residents and CBO leaders were analyzed using the same methods. The analytical codebook for CBO leader interviews included the Prevention Agenda Priority areas as well as subtopics, Social Determinants of Health, geography, barriers to treatment, healthcare services provided, and special populations.

## 4. Results

### 4.1 Long Island Residents

#### *Focus Groups*

##### **Group Description**

The four focus groups were held in the Freeport Memorial Library (Freeport), the Riverhead Free Library (Riverhead), the Floral Park Motor Lodge (Elmont), and the Radisson Hotel Hauppauge-Long Island (Wyandanch) during the week of January 28<sup>th</sup> through February 1<sup>st</sup>. There were twelve participants in the Elmont focus group, five men and seven women. The Riverhead focus group had two men and two women, a total of four participants. The Freeport focus group had twelve participants, four men and eight women. The Wyandanch focus group had four women and no men. Table 3 shows the demographics for the focus group participants.

Demographic	FG Count	Demographic	FG Count
Total	33	Less than \$10,000	6
		\$10,000 to \$14,999	7
Female	22	\$15,000 to \$24,999	6
Male	11	\$26,000 to \$34,999	3
		\$35,000 to \$44,999	4
Not Hispanic	28	\$45,000 to \$54,999	1
Hispanic	5	\$55,000 to \$64,999	1
		\$65,000 to \$74,999	3
Asian	1	\$75,000 to \$99,999	2
Black or African American	24		
Other	4	0 through 12th grade (no diploma)	3
White	4	High school graduate (or equivalent)	13
		Post-high-school vocational or technical training	2
18 – 24-year old	2	Some college (no degree) or 2-year college degree	8
26 – 34-year old	4	College graduate (4-year degree)	4
35 – 44-year old	8	Graduate or professional degree	3
45 – 54-year old	6		
55 – 64-year old	10		
65 or over	3		

Table 3: Demographic characteristics of focus group participants

**Priority Health Concerns**

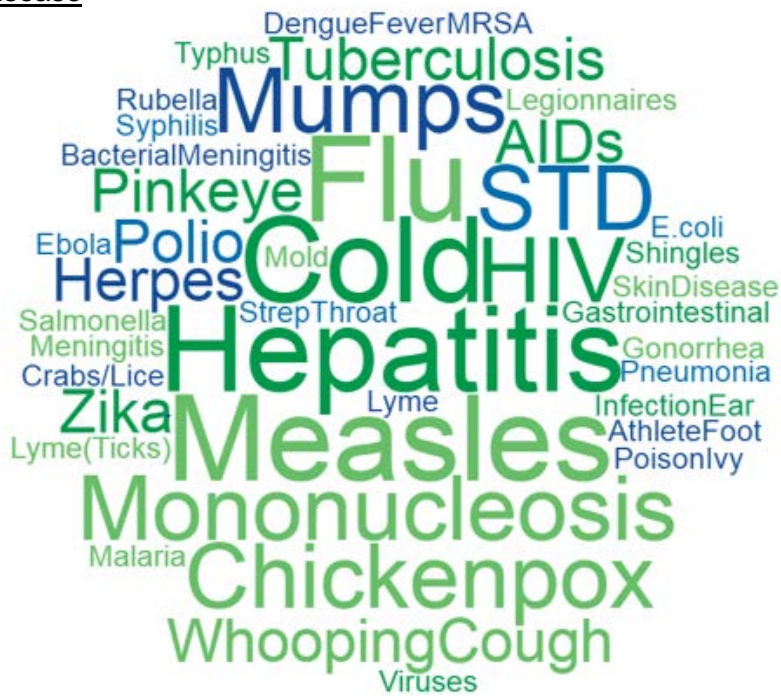
Chronic Disease



*Figure 1: Results from the Delphi Method for discussing Chronic Illnesses*

Participants were asked to brainstorm for common chronic diseases. Results from this brainstorm are shown in the word cloud in Figure 1, which represents exact words and phrases used by participants in response to the question. All groups easily identified many different diseases, though with some confusion over type or category. Overall, cancer, hypertension, and arthritis were widely mentioned across all four locations. Cancer was often mentioned along with stress. Additionally, participants frequently voiced their concern about the cause and effect relationship between the difficulty of access to healthy foods and chronic diseases such as cancer, hypertension, and obesity. Smoking and tobacco use were rarely mentioned as chronic diseases for all four focus groups.

Communicable Disease



*Figure 2: Results from the Delphi Method for discussing Communicable Diseases*

Participants were also asked to brainstorm for communicable diseases. Results from this brainstorm are shown in the word cloud in Figure 2, which represents exact words and phrases used by participants in response to the question. Most participants mentioned sexually transmitted infections, hepatitis, and HIV. Chickenpox, the cold, and the flu were the most frequently mentioned infectious diseases, while the flu and measles were frequently mentioned for access to immunizations.



Healthy Women, Infants, and Children



Figure 3: Results from the Delphi Method for discussing Women, Infants, and Children

Participants were asked to list what they believed to be top health concerns affecting women, infants, and children. Results from this brainstorm are shown in the word cloud in Figure 3, which represents exact words and phrases used by participants in response to the question. Breast and ovarian cancers were the leading concerns voiced by participants regarding women's health. Poor sex education and unsafe sex practices, as well as lack of using protection, were cited as the main causes of teen pregnancy and the spread of sexually-transmitted diseases STDs. Mental health, bullying, mumps, measles, and lead poisoning were among the most cited concerns affecting children. There were no health concerns discussed that affected infants.

Mental Health, Well-Being, and Substance use

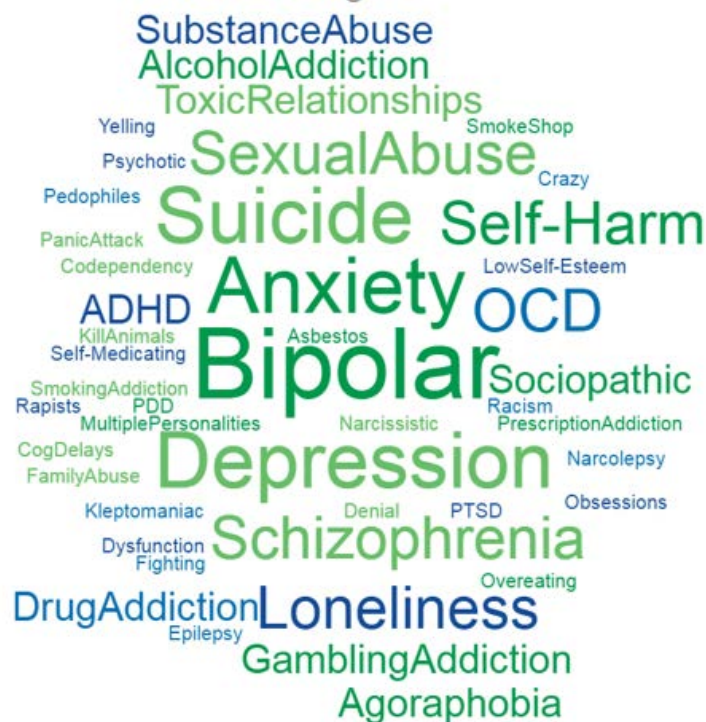


Figure 4: Results from the Delphi Method for discussing Mental Health Well-Being, and Substance Use

Participants were also asked to list what they believed to be top health concerns related to mental health, well-being, and substance use. Results from participants’ brainstorming of important mental health and substance use issues in their community are shown in the word cloud in Figure 4, which represents exact words and phrases used by participants in response to the question. Mental illnesses were widely cited by participants as being a main issue affecting their respective communities, especially given the far-reaching social and economic consequences that usually accompany mental illness, and the stigma associated with seeking treatment. Participants also discussed the cause and effect relationship that they believed exists between poverty, homelessness, incarceration, or bullying on one hand and mental health on the other hand. Depression, bipolar disorder, schizophrenia, suicidal thoughts, obsessive-compulsive disorder (OCD), and anxiety were among the leading mental health concerns discussed during the focus group sessions. Additionally, alcohol and substance use disorder – including opioids and prescription medication abuse – were said to be significant risks that are becoming commonplace in the focus group communities. Drug abuse and violence were said to be closely-related especially during the Riverhead discussion group.

Healthy and Safe Environment



*Figure 5: Results from the Delphi Method for discussing Healthy Environment*

When asked to identify factors affecting the general health environment, participants mentioned air and water quality, food safety, violence, and distracted driving as the leading issues affecting their respective communities. Results from this brainstorm are shown in the word cloud in Figure 5, which represents exact words and phrases used by participants in response to the question. Smoking in public areas was cited as a concern, as were rodent and insect infestations, litter, asbestos, and abandoned homes, especially in the Hempstead area. Participants also voiced their concern with the increasing gang violence, which was particularly significant in the Riverhead focus group session. Abusive relationships and bullying were also mentioned. Speeding and failure to stop at a stop sign were a main concerns for traffic safety. Regarding food safety, participants mentioned chemically-treated produce, genetically-modified food, and lack of access to organic food in most low-income communities as the top food safety

concerns. Participants also expressed concerns about the lack of control or knowledge concerning food ingredients, including whether food labels are accurate, clear, and understandable. Chemically contaminated water was the main source of concern when it came to water quality.

Priority Concerns



Figure 6: Results from the Delphi Method for discussing Top Concerns

After participants finished discussing all their health concerns in the community, they were asked to narrow the list and to point out the biggest priorities for health in their community. Results from this conversation are shown in the word cloud in Figure 6, which represents exact words and phrases used by participants in response to the question. Homelessness, cancer, mental illness, and violence were the top concerns that were frequently mentioned by participants across all four locations.

*Homelessness*

Homelessness was frequently cited by participants when asked to list the biggest health concerns in their community. Participants believe problems such as mental illness, inadequate housing, and poverty are the reasons for homelessness. Participants often mention the circular relationship between homelessness and crime. One participant from the Freeport explained this relationship, “If people who don't have anywhere to live, then you have more crime... It's a vicious cycle, and it keeps getting worse and worse.” Another participant from Wyandanch pointed out the benefit of housing homeless individuals by sharing the following personal experience with the group:

*“I had a client that he was horrible. He couldn't take care of his health, hygiene. He was all the time sick, and he was homeless. Once we got housing for him, you talk to him, and it's another person. He could organize himself. He's taking care of his health. Has a big difference, big difference on him.”*

## *Cancer*

Another concern that was frequently cited by participants when asked to list the biggest health concerns in their community is cancer. When discussing cancer, the emerging themes usually involved the uncertainty of the causes of cancer and the phenomena of an increasing amount of cancer patients. Pollution and difficulty of access to healthy food are often talked about as the main suspect of causing cancer. One participant from Riverhead expressed his/her concern on the topic by stating:

*“Why do we have so many cancer clusters here? Why are so many breast cancer people here? ...where factories left polluted products on the earth and just left it there and forgot about it. And then years later, developed cancer clusters.”*

## *Mental illness*

As previously mentioned, mental illnesses were widely cited by participants as being the main issue affecting their respective communities. When discussing anxiety and depression, a participant from Wyandanch pointed out the stigma associated with seeking treatment by stating “I think that a lot of people suffer from it . . . and might not know it because they don't go to therapies, or they don't have access to a therapist to go and assess that.” Social and economic consequences such as homelessness, poverty/unemployment, incarceration, and violent episodes between people or with the police are often mentioned along with mental illness.

*Violence*

Violence is another top concern pointed out by participants across all four locations, with particular significance in the Riverhead focus group session. Drug and gang activity are often talked along with violence. Besides worrying about physical safety, the negative impact of violence on children’s development is also a big concern. One participant from Riverhead illustrated this concern by stating:

*“I’m afraid to let my child go out because they might be influenced when I’m not there, they might be grabbed up by a gang. If they’re going through a tough time in their life, which children and teenagers usually do, they might end up in a gang because that might be the easy way out.”*

**Barriers to Treatment**



Figure 7: Results from the Delphi Method for discussing Barriers to Treatment

When asked to list the factors most likely to make it difficult to access healthcare services, participants mentioned affordability, including insurance co-pays and expensive medications as a leading reason. Results from this brainstorm are shown in the word cloud in Figure 7, which represents exact words and phrases used by participants in response to the question. Not having medical insurance and the partial or no coverage for some treatment plans, medical conditions, or medications, in addition to long waiting lists were also among the barriers cited. Other factors included difficulty finding a doctor who speaks their language, especially when the spoken language is neither English nor Spanish. Some participants stressed the importance of teaching immigrants English because this will allow them wider access to healthcare (including to understand advice, information, results, etc.) and to be able to read the instructions and medication labels that are usually written in English. Participants also spoke about health behaviors perceived as related to one's cultural or religious practice, emphasizing the need for cultural sensitivity from healthcare providers.

Difficulty navigating health insurance related complexities and a lack of sufficient health education were also listed as possible treatment barriers. Some participants in Freeport and Elmont mentioned that some men tend to not seek medical attention unless it was an emergency or after their condition has advanced; while some in Riverhead noted the use of emergency departments for non-emergency care. Stereotypes and stigma were cited as social barriers to seeking treatment, especially for mental health. Transportation was also a concern. Participants stated that most people in their communities can't afford a car, so they end up relying on expensive and overcrowded public transportation while traveling to receive treatment, which can often be inconvenient. Participants also mentioned that they are less likely to call an ambulance during emergencies because they can't afford the bill. Some participants also stressed that lack of education about the importance of vaccines in preventing disease, or lack of information and knowledge regarding treatment options for diseases were preventing some people from seeking treatment they really need. Others cited fear of bad health news as a reason to not seek information or care. Still, others spoke about a lack of time as most parents worked long hours to pay rent, which prevented them from seeking medical care for themselves or their children.

## Priority Barriers and Solutions

Participants were asked to list the most common barriers from what was discussed during this section of the focus group discussion. Affordability, not seeing the benefit in going or being afraid to go, lack of health insurance, not knowing how to find providers, and lack of convenient transportation were the leading causes for not having sufficient access to healthcare services.

Participants were also asked to propose solutions to help overcome the barriers that were discussed earlier. Participants from Elmont and Freeport believed education in schools would address the barriers of not seeing the benefit in going or being afraid to go, not knowing how to find providers. They also believed that outreach and support from churches or social services agencies could help people obtain and afford insurance and where to get culturally-sensitive care. Participants from Riverhead proposed a solution of having a “navigator,” which helps residents understand how their insurance works. Most proposed solutions for affordability are leaning toward the themes of more local job opportunities and universal free healthcare.

## **Social Determinants of Health**

### Economic Stability



*Figure 8: Results from the Delphi Method for discussing Economic Stability*



Participants were asked to list the main issues that affect their economic and financial stability as it relates to health in their community. Results from this brainstorm are shown in the word cloud in Figure 8, which represents exact words and phrases used by participants in response to the question. Unemployment, poverty, homelessness, lack of affordable housing, and access to healthy food were among the leading concerns that came up during the discussions.

### *Access to healthy food*

The difficulty of affordability and access to healthy foods was a dominant theme when discussing economic stability. When healthy foods are difficult to access, residents choose to go to stores and restaurants that are closer and more easily accessible but do not feature healthy foods, such as fast food restaurants. Even when healthy foods are accessible, the majority of the participants think healthy foods or organic foods are too expensive.

### *Homelessness and lack of affordable housing*

When discussing homelessness, many participants express their concern for their personal safety from people who are homeless. Lack of affordable housing was described as also being related to mental illness.

### *Unemployment and Poverty*

Unemployment and poverty were often mentioned together throughout the discussion across all four locations. Many participants believe unemployment and poverty are tied closely with many health concerns in their community. One participant from the Freeport focus group stated “You have poor employment, now you have poor housing. And you have poor food.” Other participants also mentioned the negative impact of poverty on mental health, as demonstrated by one participant from Wyandanch in the following quote:

*“I think that lack thereof, poverty it causes mental health problems... You're probably not going to be seeking healthcare and trying to go to a doctor if you don't have a house. Going to try to find a home.”*

Education



Figure 9: Results from the Delphi Method for discussing Education

When asked to speak about education-related challenges in their communities and the effect of these challenges on participants’ perceived wellbeing and access to healthcare, participants mentioned leading concerns including poor school systems and education quality and illiteracy, as well as lack of adequate health education about diseases, treatment options, healthy food, and providers. Results from this brainstorm are shown in the word cloud in Figure 9, which represents exact words and phrases used by participants in response to the question.

*Lack of adequate health education*

Lack of adequate health education about diseases, treatment options, healthy food, and insurance was commonly mentioned concerns regarding the lack of adequate health education. When discussing the topic, participants from Freeport expressed their concern on the importance of health education for the parents. They believe parents’ behaviors have impacts on their children. Regarding education on healthy foods, one participant from Freeport stated, “If the parents keep on going to McDonald’s and all this kind of potato chips all the time. The parents need to have education.”

*Education quality and Illiteracy*

Concerns regarding education quality were mainly around large class sizes and the lack of healthy and safe class/school activities. The following discussion on education quality was quoted from the Freeport discussion group:

*“I think sometimes that maybe some of the classrooms [sic] are a bit large for the teachers to handle. Make the classrooms a little bit smaller.”*

Most participants believe illiteracy has a cause and effect relationship with poverty or low income. Many also believe that parents have a great influence on children’s educational path, as one participant from Freeport stated the following:

*“That’s with the parents, who may be embarrassed because they have a lack of education, and they have fear. They don’t want to be upset or pushed to the side. Or they don’t want their children to be embarrassed or have fear. So that empowerment and that lack of knowledge and education, that’s when all that comes in.”*

## Neighborhood and Built Environment



Figure 10: Results from the Delphi Method for discussing Neighborhood and Built Environment

Participants were asked to speak about factors in their neighborhood and environment that they believed to affect their health and wellbeing. Results from this brainstorm are shown in the word

cloud in Figure 10, which represents exact words and phrases used by participants in response to the question. Contaminated air and water, asbestos, access to quality food, gang violence, drugs and crime, and affordable housing were among the leading concerns mentioned.

### *Access to Healthy Food*

Many participants indicated difficulty in accessing and affording healthy food. Participants stated that affordable pricing and accessibility of fast food restaurants resulted in increased consumption in such foods, which could potentially lead to chronic diseases such as diabetes and obesity in the long run. One participant from Riverhead explained this phenomenon:

*“A lot of times when... if healthy food is so costly, that a lot of people go to the junk food, which is not. And I have nothing against Taco Bell, but I'm just saying. You know, the Taco-Bell's, the Wendy's, the Burger King, all that stuff is not good for us. Do we eat it? Yeah. But daily, it's got fats; it's got fried everything. Popeyes is, I think, coming into town now. I mean, these are just not good for the health. And they lead to diabetes. Ketchup, soda, sugar all leads to disease if they're consumed too much. And that's what's happening to our communities and has been for a while.”*

### *Crime and Violence*

Numerous participants indicated that gang violence was of significant concern, particularly on the exposure of drug and gang violence on children, which could potentially lead children to model violent behavior. Several participants indicated that afterschool activities could help children from getting involved with gang violence. One participant from Riverhead described the concern of gang violence:

*“Because it's gangs and crime and it's no good for kids growing up. What they see, what they have to see. They have to see these things, going to their friend's house or whatever, they have to-- it's there. There's no avoiding it sometimes.”*

### *Pollution*

Several participants expressed concerns about pollution. One participant stated that industrial chemical waste had been connected to cancer. Other participants had concerns about air pollution from cars' emission. As one participant from Riverhead described:

*“Shoreham used to have a Kodak plant, a photography plant. And some of my friends used to play in the water that had the chemicals within it. They'd bring the dolls home,*

*and a number of friends of mine died of cancer later on through the years. So for me, it had a huge impact because then we were like, "Where did that person go? What happened to that person and that person and that person?" They had a common thread. So it's just a huge issue for me because I just know about it...We have a lot of groundwater problems on Long Island."*

## Social, Family, and Community Context



Figure 11: Results from the Delphi Method for discussing Social, Family, and Community

Participants were also asked to speak about social, family, or community-related challenges and the effects of those challenges on their perceived wellbeing and quality of life. Results from this brainstorm are shown in the word cloud in Figure 11, which represents exact words and phrases used by participants in response to the question. Education, lack of parental involvement (sometimes due to their own health issues or other poverty-related challenges), incarceration, and racism were among the leading concerns. Participants also expressed concerns about the adverse effects of social media, including addiction to social media, lack of face to face interaction, and cyberbullying on children.

### *Incarceration*

Multiple participants commented on the mental impacts of incarceration on other family members. One participant from Elmont stated the following on the mental impact of having a

family member in jail: “Incarceration. I guess if you have a family member go away that leaves you stressed. You can't eat. Mentally, that messes you up.”

Incarceration of mental illness patients was another significant concern. Several participants noted that authorities often mistreat individuals with mental illnesses. Instead of receiving proper treatment for their mental health, these individuals often end up in prison. The following quotes illustrate participants' views of incarceration of mental illness patients: “Yeah. People being incarcerated for mental health issues when they should be getting help for their mental health issues instead of being incarcerated” (participant from Elmont). Another participant stated: “When they're being criminalized, it's not, ‘Oh, this person may have had anxiety. This person may suffer from mental health.’ No. It's just... they're just going to jail “(participant from Wyandanch).

### *Social Cohesion*

Many participants described their communities as friendly but noted that nevertheless, groups did not mix. One concern revolved around people's unwillingness to help others that were undergoing difficult circumstances. One participant from Wyandanch provided an example:

*“And I want to share also that I was a victim of domestic violence. And when that happened to me, I went to-- literally knocking on the neighbor's door, and they didn't open the door for me.”*

Several participants also referenced the connection between discrimination and stress. One participant from Riverhead explained:

*“I'm with [Participant 2]. I mean, I think it's stressful if you are-- if a person is a particular color, and they think, ‘Gee people are going to assume things about me,’ or certain sex, ‘They're going to assume things about me.’ Or they're heavy, or they're thin, or they're old. They're going to fear discrimination, and that could lead to stress everyday walking around. They're going to go, ‘Oh, that person must be filled in the blank.’ And they don't even know that person. That person might be the nicest, best person in the world that has their back but because they're a certain look or they wear certain clothes we judge, they're judged.”*

## Health and Healthcare

As the topic of the focus groups was Health and Healthcare, participants were not explicitly asked about this as a Social Determinant of Health. Therefore, there is no word cloud accompanying this Social Determinant of Health. Based on the focus group discussion, access to health and health literacy are major themes across participants.

### *Access to Health*

Two of the largest concerns regarding access to health were the affordability of health insurance and lack of knowledge about health insurance. Participants usually quickly reached consensus with statements such as:

*“I think it's [health insurance] still not affordable for everybody. I know a lot of people cannot afford, and when they seek, they go to the doctor, they pay for 150, 200 for the consultation, but they cannot afford to pay \$400 every month” (participant from Elmont).*

Lack of knowledge about health insurance results in unknowing the benefits of different health insurances and which would best address them. Participants also mentioned healthcare disparity, which is associated with the concern for affordability. As one participant from Elmont described, “You have poor healthcare in inner-city neighborhoods. Their healthcare is not the same as saying as if you live [in other neighborhoods]. Their medication is not the same.”

### *Health Literacy*

Knowledge of prevention of diseases, healthy diet, and how to seek help are commonly mentioned concerns regarding health literacy. Many participants from Elmont said that some people do not know why they were sick and how they can seek help to make the situation better. A participant from Elmont described his/her concern regarding health literacy: “Some of them don't know. They just don't know. They may be sick, and they don't even know to go get it.”

General education was often mentioned when discussing health literacy. Many participants see a strong correlation between general education and health literacy. One participant from Elmont expressed his/her opinion on the relationship between a healthy diet and education by stating the following:

*"They put out a warning, "Don't eat these certain things." So, if you're not educated, you don't know what 10 grams of sugar is. You don't know what 0 trans-fat is, carbohydrates. You can't even read the words."*

## *Other Health Concerns*

Some health concerns which were moderately mentioned related to poor dental care – including gum disease and cavities – and disabilities, mainly childhood associated disabilities such as congenital disabilities, Down Syndrome, pervasive developmental disorders, and other intellectual disabilities.

## **Sources of Health Information**

As the concluding topic for discussion during the focus groups, the moderator asked participants to discuss the various sources they use to obtain health-related information. The following is a summary of that discussion, though a key finding is how some believe it necessary to corroborate information across multiple sources.

Community: Schools, churches, libraries, and hospitals were the most cited sources of information within the community, and in some cases, people wanting to help others avoid the bad experiences that they endured by encouraging them to seek information from hospitals and schools.

Doctors: People across all four locations indicated that they also relied on doctors, nurses, dieticians, and other medical practitioners for health-related information. A majority of participants emphasized that information from doctors is the most trustworthy.

Family: People across all four locations indicated that they used family advice for health-related issues. Grandmothers were the most commonly cited go-to family members for health information.

Google: People across all four locations reported using Google to search their symptoms. However, much skepticism emerged about how online health information exaggerates the severity of issues, conditions, etc.

Health Websites: WebMD was the most cited website for seeking health-related information.



News Sources: Television, magazines, and newspapers were cited as common news sources for seeking health-related information. For instance, a respondent from Riverhead identified a local television personality who speaks with authority about health issues.

Peers: People reported asking or receiving health-related information from trusted peers. Yet there were discussions with respect to keeping information about one's health private in efforts to avoid stigma, embarrassment, isolation, etc.

Social Media: YouTube and the Centers for Disease Control and Prevention's social media pages were the most cited social media sources for seeking health-related information.

## ***In-Depth Interviews***

### **Sample Description**

Twelve residents of Long Island were interviewed from February 12<sup>th</sup> through February 20<sup>th</sup>. There were three men and nine women, and the sample was split evenly between Nassau and Suffolk Counties. Five of the six participants in Nassau County came from the Hempstead area and one came from Elmont. In Suffolk County, three participants lived in or around Brentwood, two in Riverhead, and one in Mastic. Table 4 shows the demographics for the in-depth interview participants.

### **Top Health Concerns**

#### Priority Health Concerns Identified by Participants

Similar to the focus group discussions, participants discussed important community health concerns for each of the five Prevention Agenda items. At the conclusion of the discussion, participants indicated what they believed to be the highest community health priorities. Across the 12 participants, chronic illness was highly represented as a high priority, along with cancer, diabetes, and obesity. Mental health and substance use were also indicated to be high priorities, as were HIV/AIDS, crime and violence, and the cross-cutting issue of difficulty accessing care.

#### Chronic Disease

##### *Cancer*

Cancer was identified as a high priority on Long Island. Participants indicated that they perceived cancer to be a common and severe health concern, particularly for breast cancer.

Demographic	IDI Count	Demographic	IDI Count
Total	12	Less than \$10,000	1
		\$10,000 to \$14,999	2
Female	8	\$15,000 to \$24,999	1
Male	4	\$26,000 to \$34,999	3
		\$35,000 to \$44,999	3
Not Hispanic	9	\$45,000 to \$54,999	1
Hispanic	3	\$55,000 to \$64,999	1
		\$65,000 to \$74,999	0
Asian	0	\$75,000 to \$99,999	0
Black or African American	6		
Other	3	0 through 12th grade (no diploma)	1
White	3	High school graduate (or equivalent)	2
		Post-high-school vocational or technical training	0
18 – 24-year old	1	Some college (no degree) or 2-year college degree	5
26 – 34-year old	2	College graduate (4-year degree)	2
35 – 44-year old	4	Graduate or professional degree	2
45 – 54-year old	1		
55 – 64-year old	3		
65 or over	1		

Table 4: Demographic characteristics of in-depth interview participants living on Long Island

Participants indicated concerns about accessing diagnostic and treatment services for cancer. Specifically, for diagnosis, there were concerns that cancer may be difficult to detect and multiple participants indicated a lack of access to affordable mammograms. Participants also expressed concerns that health insurance did not adequately cover treatment. Several participants had personal experience with cancer, either through a loved one or themselves receiving a diagnosis. As one participant from Riverhead described,

*“Well, one of the things is breast cancer. The hospitals where you could go to get mammograms in my community, in Riverhead, stopped giving mammograms and you’re supposed to go up island to a place that is about 45 minutes to an hour away... That’s not good. It makes it difficult to get a very important screening, and you know, most doctors’ offices don’t have the equipment to give a mammogram.”* (Participant ID PHIP-R-DD021219)

## *Diabetes*

Diabetes was another health topic indicated as a high priority in participants' communities. Participants indicated that diabetes was common and resulted in severe consequences. As with cancer, participants discussed concerns over the degree to which diabetes could be diagnosed early and that health insurance does not cover treatment sufficiently. Several participants also expressed personal experience with diabetes.

## *Obesity*

Obesity was the third form of chronic illness identified by participants as a high priority. Participants indicated that obesity was very common in their communities. Participants discussed obesity both in terms of personal decisions and the structural environment. Multiple participants stated that obesity was related to life choices or parenting, due to eating too much unhealthy food, and observing that typically both parents and children experience obesity as parents pass unhealthy behaviors to their children. Other participants drew a connection between obesity and the lack of access to affordable, healthy food, and being forced to eat fast food or other types of unhealthy options. As one participant from Hempstead described, "There's not the best access to affordable healthy food in my hood, it's there, but not everyone can afford it. So a lotta people eat fast food. And therefore we see a lot of childhood obesity." (Participant ID PHIP-R-TTS021519). Participants did not discuss physical activity relating to obesity.

## *Other Chronic Illnesses*

During the discussions, a few other health conditions were identified as important in their communities. One participant from Riverhead spoke at length about the risks involved in Lyme Disease, noting its severe outcomes and susceptibility, "It is easy to get a tick from numerous sources and likewise easy to overlook a tick." Other participants noted high blood pressure as a concern but did not discuss the condition in detail.

## Communicable Disease

### *HIV/STIs*

Participants identified HIV and other sexually transmitted infections (STIs) as significant health concerns in their communities. They discussed the lack of available information about HIV/AIDS, HPV, and herpes. Multiple participants noted that many people engaged in risk

behaviors of unprotected sex with multiple partners, not understanding the risk involved. A participant from Elmont described:

*“People need to know more about them, even docs need to know more about what unprotected sex can cause. A lotta people are sexually active without understanding risk factors. A lot of it can be dangerous, it can destroy lives. If you have numerous partners, you have to check yourself out for STDs on the regular. If you have partners across the years, you have to check yourself out to make sure you don’t give it to others.”*  
(Participant ID PHIP-R-CSN021419,)

These individuals also lack a sense of susceptibility to STIs. Participants stated that there is a need for people to be open about their HIV status to their partners. Other concerns noted were a need for healthcare and health insurance to effectively manage HIV, as well as concerns about the HPV vaccine only being available for younger people. Other participants indicated that concerns for HIV and STIs were associated with younger people, and stated that due to their age and life stage, it was no longer a significant concern for them.

### *Other Communicable Diseases*

In addition to HIV, participants identified a few other concerns related to communicable diseases. Several participants noted that few people get the flu vaccine. One participant expressed anxiety about the safety of the vaccine and stated that while she did not get the vaccine, she ensured her children were vaccinated. Participants also noted the risks of passing the flu to others when people were forced to go to work or school while sick with the flu, also observing that people were at a higher risk of catching the flu because they were mentally and physically exhausted. One participant with cancer expressed concern about catching the flu from someone in his immunocompromised state.

### Healthy Women, Infants, and Children

#### *Children’s Health*

Participants identified numerous important health concerns related to children, many of which included an underlying component of economic hardship. Obesity was a key concern, related to parenting choices as well as an unhealthy environment with little exposure to healthy and affordable options. Several participants noted that families could not afford healthy food options and faced challenges, such as not meeting eligibility requirements for food stamps, trying to

support multiple children on a single income, or having incarcerated or addicted parents. Participants also stated that there were significant challenges in accessing affordable healthcare in the form of dentists or pediatricians, as well as the need for more affordable health insurance for children.

Social and community factors were also identified as key health concerns related to children. Multiple participants identified concerns related to gangs and violence, noting that children witness and may mimic violent behavior. Participants identified the need for safe afterschool activities to give children a place to go as well as a prevention method for getting involved in gangs or violence.

Many participants identified children's mental health as a significant concern. They discussed the negative impact of substance use and parental incarceration on children, resulting in children having to raise themselves, manage their school work and other stresses alone. The impacts of these stressors manifest in children having suicidal ideation and engaging in substance use.

Schools were identified as a key component for child health and wellness as several participants stated concerns about the impact of schools on children's well-being. Several participants indicated that children were in overcrowded classrooms, impacting their ability to learn. Some also discussed the presence of fighting on the playground. A few participants stated the potentially negative influence of teachers who were more concerned about living paycheck to paycheck rather than caring for the children, as well as the influence of those who were too quick to discipline children. These participants believed that these teachers' negative behavior could harm the trust between students and teachers.

### *Women's Health*

The areas of greatest concern for women's health were access to cancer screenings. Multiple participants indicated that breast cancer is a specific concern on Long Island, and that lack of affordable mammograms were a challenge to access. Some local hospitals had stopped providing mammography services, resulting in the need to travel significant distances to find affordable mammography. One participant indicated that free or low-cost mammograms were available in Brooklyn and Queens, hoping that this service would be provided to Long Island residents as well. Similarly, several participants noted that while pap smears were important, many women did not get them.

## *Family Planning/Teen Pregnancy*

Family planning or teen pregnancy were rarely discussed among participants. Comments included the need for access to sex education, as children in middle school were getting pregnant. There were mixed perspectives on the availability of reproductive health services, as one participant indicated that these services were available but inconvenient, while another indicated that her local Planned Parenthood fulfilled this need.

## Mental Health, Well-Being, and Substance Use

### *Mental Health*

Nearly every participant discussed mental health challenges as being a high priority, often relating them to the result of living in a state of economic instability. One participant from Hempstead described:

*“I don’t know anyone that is depressed but...I’m sure on some level you kind of are – because of the way things are going, it just seems like there is no end... Life on Long Island, you know, every time you turn around, the taxes going up, your healthcare going up, everything going up except for your income. Sooner or later, you get to that tipping point. That’s a lot of stress.”* (Participant ID PHIP-R-KP021219)

Participants also noted that many people could not focus on their mental health needs until they had taken care of other concerns such as paying for insurance or caring for children and other family members.

Access to treatment was also a significant concern for mental health. Many participants noted the stigma around seeking mental healthcare, preferring to handle their problems “in house” instead. Within the Hispanic community, seeking mental healthcare was particularly stigmatized, with many people holding the view that people like them did not have problems with mental health, and were “tougher” than that. Many participants emphasized the need to talk about mental health to address the stigma as well as receiving more health education so that people could recognize mental health concerns, take them seriously, and obtain care. One participant also noted the challenges with seeking mental healthcare, even with insurance, as she had been receiving mental health services from a community organization but could no longer do so when the organization stopped accepting her insurance. Another participant stated that she had

experienced intimate partner violence but had been unable to locate an affordable treatment provider to help her cope.

As previously stated, children's mental health and the impacts of incarceration were also key themes. Participants noted that children who were growing up without parents present due to substance use disorders or incarceration, were experiencing suicidal ideation, developing substance use disorders, and generally feeling alone and isolated. Participants noted that incarceration had a negative effect on adults as well, as they could not receive adequate care and treatment while in prison. Incarceration could also result in the development of lasting mental health concerns.

One participant had experienced a brief psychiatric hospitalization. She indicated that the experience was extremely negative and potentially harmful to those with mental illness. It took many hours to see the psychiatrist who indicated that she should be released immediately. The participant stated that the hospital conditions included rooms overcrowded with uncomfortable beds, and lack of secure storage, resulting in the need to sleep with eyeglasses on and fully clothed. The participant used the anecdote to illustrate the need for access to better mental health services.

### *Substance Use*

Substance use was commonly cited as a community health concern. Participants specifically named opiates, including heroin, as well as marijuana, and crack cocaine as being the most abused in their communities. There was also a need for increased treatment access, but also the need for treatment access for people who were incarcerated. Several participants noted that while incarcerated, people were unable to access substance use treatment. Interview participants also stated that substance use was a barrier to being able to work.

### *Alcohol Abuse*

Fewer participants discussed alcohol abuse, although several indicated that it was very common. Participants noted that there were many overlapping issues between mental health, substance use, and alcohol abuse.

### Healthy and Safe Environment

#### *Violence*

Multiple participants indicated that gang violence was a significant concern in their communities, and frequently covered by local news stories. Participants were concerned about modeling of violence to children and the need for safe afterschool activities. There was some anxiety about speaking up about violence out of concern for family or personal safety.

### *Health Environment*

Nearly all participants commented on the lack of access to stores with healthy food options. Stores with healthy foods were further away and located in neighborhoods where the individual would not necessarily feel comfortable shopping. Lack of reliable transportation presented a significant barrier to accessing stores with healthy foods. Due to these barriers, many people in the communities ate fast food. Participants also noted the strong influence of their environment in shaping their health choices and outcomes.

### *Additional Concerns Related to Environment*

Participants also expressed concerns about the influence of other environmental factors. One participant stated that there was a relationship between cancer and the agricultural sector: fertilizers would get into the aquifer and lead to breast cancer. Another participant was concerned about the impact of noise pollution from a nearby racetrack and a train. Other participants worried about possible air pollution from chemical plants or fumes from other sources, such as a local dump or automotive sources.

### Other Concerns: Access to Healthcare

Access to primary, specialty, and dental care was another high priority concern expressed by interviewees. Participants noted challenges in finding affordable local healthcare practitioners. Some Participants indicated having to travel up to 20 miles to access care, a trip which requires taking multiple connecting buses. As previously discussed, mammograms were a specific service that multiple participants indicated was a challenge to access from an affordable local provider. Significant difficulty in accessing affordable mental healthcare was another important theme mentioned by numerous participants. The upshot to these barriers to accessing treatment is that many people do not get routine tests as part of their healthcare, leading to delayed diagnosis and treatment. Access to healthcare for children was another key theme, as dentists and pediatricians are expensive. One participant also noted that dental care is easily



neglected in children due to parental stress and feeling overwhelmed with their other responsibilities.

## **Barriers to Treatment**

### Priority Barriers

Interviewees were asked to identify important barriers to accessing healthcare. Participants indicated that the most significant barriers were the inability to afford care, lack of sufficient health insurance coverage, lack of access to mental healthcare due to stigma or other barriers, inability to qualify for insurance, and challenges in finding a local healthcare provider.

#### *Inability to Afford Health Insurance and Healthcare*

High cost was the most significant barrier discussed by participants. They indicated that many people could not afford healthcare, even with governmental subsidies, due to the high cost of co-pays and deductibles. They also noted that while it was too expensive to get insurance for many, particularly for those who were relatively low income, they also could not afford to go without insurance at the risk of further financial hardship or bankruptcy. One participant noted that while people on public assistance had some support in obtaining health insurance, many who were working were caught between the challenges of not qualifying for assistance in obtaining insurance while not being able to afford plans on their own.

There are several services indicated as being too expensive for many residents, including cancer screenings such as mammograms, children's healthcare in terms of going to a pediatrician or dentist, or receiving mental health treatment for a variety of concerns. Participants also indicated that many people could not afford transportation, whether through the public system or otherwise. Undocumented immigrants were indicated as being particularly at risk since they could not obtain health insurance due to their immigration status.

*"There's certain things that I need, that I can't get because my HMO won't cover it. And I just got approved for the HMO a couple days ago, and I went to my doctor's appointment and the medicines aren't covered. Things the doctor thinks I need to take and then the Medicaid plan doesn't cover it, that's not fair. You shouldn't be treated differently if you don't have sufficient funds available, we all have the same basic human rights. These medicines are available in [another place] but not here, but it's not our fault." (Participant ID PHIP-R-CSN021419, Elmont)*

Participants indicated that the inability to afford care was the result of multiple economic stressors. Due to the high cost of living on Long Island, many people were forced to work multiple jobs, none of which provided health insurance. Medicare and Medicaid were reported as being too expensive and often provided insufficient coverage for medical care. Many interviewees communicated a sense of significant financial vulnerability, such as one participant who reported being dependent on his spouse's job for health insurance. Without this insurance, they had few alternatives for obtaining insurance, as even the options available on state exchanges were out of their price range. Participants reported not being able to afford treatment for their chronic illnesses or transportation to or from medical appointments, resulting in difficulty obtaining necessary medication. Due to these challenges in affording care, many in the community delayed treatment or diagnosis, and got sicker as a result. Many people end up in the emergency room due to delayed treatment, as emergency services became their de facto medical provider. Mental healthcare was particularly impacted by affordability, as residents frequently prioritize other financial requirements such as rent over their mental health needs.

### *Insurance does not cover services*

Another common barrier to treatment discussed by participants was that HMO plans on Medicaid may not cover everything needed or be accepted by various doctors. Multiple participants discussed challenges with doctors or other services opting out of accepting Medicaid. As previously noted, one participant reported receiving treatment for depression at a local community-based organization, but when they stopped accepting her insurance, she was forced to go elsewhere. Several participants stated that Medicaid does not cover the necessary medications for cancer or HIV. Participants discussed the need for better coverage for children's health and wellness as well.

### *Transportation*

Transportation was named as one of the biggest barriers to accessing healthcare. Many participants discussed not being able to many services related to healthcare, including insurance, treatment, or paying for rides to get to appointments when they did not own a car. Lack of access to reliable transportation was also noted as a significant barrier when participants are unable to find local practitioners and are forced to travel long distances for affordable care.

Transportation is a barrier for multiple reasons. Some participants indicated a lack of awareness of existing services, such as being able to take taxis to access healthcare and have the ride covered by insurance. Many participants discussed a public transportation system that was inadequately meeting their needs:

*“Transportation, I mean they do have Medicaid taxis but people don’t like to take them because they have to wait like 2 hours. They come on time to pick you up but then you have to take a 2-hour wait to take you back home. There is public transit, there’s buses, there’s the railroad. But where I live, I’d have to walk, which I can’t because I’m disabled, a 20-minute walk just to get to the bus stop. There’re no buses that go down the road that I live off of. And that’s a problem in and of itself. And even then the buses come every hour, it’s not like the City [of New York] where buses come every 10 min.”*  
(Participant ID PHIP-R-MSS021819, Riverhead)

### *Don’t know how to get treatment*

Lack of understanding of how to access resources or services was cited by numerous participants as a barrier. Several participants commented on people who lack functional literacy being unable to navigate the healthcare system or access resources. Many people also do not have an adequate understanding of available services. Participants indicated that immigrants have specific difficulty understanding how to get treatment and other services. Due to the lack of cohesion in many communities, there is little community-level collaboration to navigate the system. On a related note, one participant noted the complexity in signing up for Medicaid or Medicare. She indicated that it used to be easier to recertify but the procedures have changed so that people have to do an interview and either work on their application online or in person at the office. More complicated procedures result in fewer people getting through the process.

### *Stigma/afraid to go*

Reluctance to obtain healthcare services came down to stigma or fear of medical bills. Mental healthcare is stigmatized, as participants reported that people are embarrassed to seek treatment and are concerned about being treated differently. Some participants reported that this stigma is particularly strong in the Hispanic community. Participants also discussed the fear of receiving large medical bills as a major barrier to seeking services.

### *Other Barriers*

Other barriers discussed by participants include population-specific concerns. Multiple participants commented that many people are immigrants who do not speak the language and have difficulty obtaining Spanish-language health education. One participant indicated that there is a lack of trust in American doctors among some in the immigrant community. American doctors are perceived to care less about how their patients are feeling. She stated that doctors from other cultures take more time with patients while American doctors run tests, state they found nothing, and sent patients home regardless of their pain or discomfort. Another participant noted the challenges faced by homeless populations who lack sufficient documentation (e.g., social security cards, identification) to seek services.

Participants did not indicate that not seeing the benefit in going to medical care, having a lack of time or clinics offering inconvenient office hours, or a lack of childcare were barriers to healthcare access.

## **Social Determinants of Health**

### Economic Stability

#### *Transportation*

The lack of reliable transportation was a key theme under economic stability and its relationship to community health. Many could not afford cars, car insurance, or public transportation. One participant noted that her region was a bit rural and lacked sufficient public transportation infrastructure. Due to these challenges in accessing transportation, participants indicated that many people were forced to eat unhealthy options because they were close and accessible. Other participants noted the difficulty in maintaining a job without reliable transportation, indicating that without a job, many people cannot afford healthcare.

#### *Employment*

In addition to challenges with employment if one lacks reliable transportation, one participant stated that having a previous history of incarceration is a major barrier to finding a job. Without this stable source of employment, many people are forced to go back to selling drugs or stealing, resulting in a self-perpetuating cycle.

#### *Food*

Participants indicated that many people do not have enough money for food and are forced to shop at inexpensive but unhealthy places. Food for a family can be very expensive, and despite working multiple jobs, some cannot afford the hundreds of dollars it can cost to purchase one to two weeks' worth of food. Some families do not qualify for SNAP benefits but still need assistance, leading to a situation where they cannot afford to buy food and children go hungry.

*“People are not making enough money. The average housing income is \$60,000 on Long Island, but what is that number based off of? What can health conscious mothers and fathers truly afford? They go shopping at the Dollar Tree...They are just getting food they can afford, Chinese food, they are not having the right mindset for eating habits.”*  
(Participant ID PHIP-R-CS021219, Brentwood)

## *Finances*

Financial insecurity was cited as a major challenge by all participants. Many expressed a sense of significant vulnerability: should someone lose their job, they lose their health insurance and access to healthcare. For example, if someone is reliant on their spouse's income and insurance, they are particularly vulnerable:

*“You always hear the story – so and so gets sick, dies, there's no health insurance, there's no medical insurance, and now you're a single parent and you've got these bills...plus no insurance.”* (Participant ID PHIP-R-KP021219, Hempstead)

This sense of insecurity had a major impact on the mental health of people in the community, as they felt stress from the cost of living continuing to increase while their incomes remained the same. Several participants remarked that it is not possible to take care of one's mental health until other needs have been met, such as paying bills and caring for children or family members. Participants also noted the significant economic impact on a family when a parent is incarcerated, as they potentially lose the breadwinner of the household.

## Education

Several participants emphasized the need for early education programs in setting up children for success. Another common theme was the need for afterschool programs and youth centers to give children a safe and healthy activity and as prevention for joining gangs. One noted the need for more encouragement for young people to go to school or get connected to financial aid, such as through assistance completing the FAFSA.

Several participants commented on the lack of quality education, resulting in students graduating high school but not knowing how to read or write. Two participants remarked on the role of teachers in supporting students. They indicated that teachers must care about the children, and not just be living paycheck to paycheck. Likewise, there was a comment about schools needing more funding and improvement to better support teachers. They also indicated that teachers need to take discipline seriously and understand its negative impact on kids. Spanish-speaking children are of particular concern, as they are not receiving sufficient support in school and thus not learning.

Spanish-speaking adults were again highlighted as having specific needs. If individuals cannot speak English, they have difficulty accessing services. There is a need to help more immigrants learn English, as well as to translate more materials to Spanish. There is also a need to educate immigrants on how the healthcare system works, and how to get connected to healthcare services, transportation, and education.

## Health and Healthcare

Multiple participants highlighted the importance of health education. Several noted that seeking help is a learned behavior, as children learn from their parents. If the parents are educated, the children will learn as well. There is a need for health education on all types of health conditions, but particularly around safe sex practices, mental health stigma, healthy cooking, and eating. Multiple participants emphasized the need for concrete information, preferably in the form of face to face interaction such as through community meetings. Spanish-speaking populations particularly need health education in their own language. There is also a need for more information on services available and how to get connected. This information is particularly of use for immigrants who are unfamiliar with the American healthcare system.

## *Access to Care*

As previously discussed, access to primary, specialty, and dental concern were significant concerns for many participants. They indicated that many people go without necessary testing such as cancer screenings, because they cannot find an affordable and local healthcare provider. Some people have to travel significant distances to access care. Several participants indicated that accessing health providers for children was difficult due to the cost. Mental healthcare is particularly difficult to access and is also not taken seriously in many communities.

## *Health Disparities*

Multiple participants noted that certain populations face unique challenges which have health implications. Participants expressed the greatest amount of concern for Hispanic populations, including undocumented immigrants and individuals who are Spanish-speaking only.

Undocumented immigrants are at particular risk due to their inability to get health insurance.

One participant stated that during the work season, immigrants who have come for work live in overcrowded, substandard housing. Individuals who are Spanish-speaking only face particular challenges in accessing health education about safe sex practices and other topics in their language, and many children who only speak Spanish struggle in school because they do not receive the attention and support they require. Participants indicated that these populations face significant challenges in understanding the healthcare system and getting connected to resources. There is a stigma in this community for seeking mental health services as well. These challenges parallel those faced by other minority populations on Long Island, who also fear that their health concerns are not taken seriously by the medical community.

Several other groups were identified as having unique challenges with health implications. One participant spoke at length about the challenges facing seniors, such as having difficulty navigating systems to get access to community and health-related resources. For example, seniors are particularly vulnerable to a lack of adequate transportation infrastructure. This participant indicated the need for a caseworker to help seniors navigate systems and get connected to services. People who are homeless also have difficulties utilizing community healthcare services if they do not have access to documentation, such as social security cards, birth certificates, and forms of identification. Lastly, people with disabilities face unique challenges in public transportation if they cannot get to a bus or rail station. Likewise, affordable housing is a significant challenge for people with disabilities. Without affordable housing, health needs can be delayed or ignored.

## Neighborhood and Built Environment

### *Access to Healthy Options*

Many participants indicated the difficulty in accessing stores with healthy food options.

Participants indicated that these stores tended to be farther away, requiring transportation to access them. Due to transportation barriers on Long Island, many residents choose instead to go to stores and restaurants that are closer but do not feature healthy foods, such as fast food.

*“The stores, y’know that do sell unhealthy products, cigarettes, all of this is unhealthy, that’s another thing. I believe if you want to be better you got to do better, but how can you do better if you’re in an environment like that, you know?” (Participant ID PHIP-R-CSN021419, Elmont)*

## *Crime and Violence*

Crime and violence were key themes in discussion with residents. As previously noted, numerous participants indicated that gang violence was of significant concern, particularly for children who may mimic violent behavior. One participant indicated that some residents feel anxious about speaking up about it out of concern for their safety and that of their families. Several participants indicated the need for safe afterschool activities for children as a form of prevention for getting involved with gang violence.

## *Pollution*

A couple of participants expressed concerns over pollution, particularly as it relates to cancer. One participant stated that she believes that fertilizers from farms get into the water aquifer and have been connected to breast cancer. Other participants had concerns about air pollution from various sources including chemical plants or landfills.

*“We say that people need to take responsibility for their lives and pull themselves up, and they do, but there are certain things you can’t control, you can’t control the uncontrollable.” (Participant ID PHIP-R-CSN021419, Elmont)*

## *Insufficient Infrastructure*

Numerous participants stated that infrastructure on Long Island was insufficient. There is a significant lack of affordable housing, particularly for people who are young or have disabilities, and this results in in people needing to use shelters.

*“Housing – they have a lot of people in shelters who can’t find a good apartment to stay in. There are lots of people in the streets with nowhere to stay, having to go to shelters.” (Participant ID PHIP-R-TH021219, Hempstead)*

*“Housing is very difficult to find– affordable housing, affordable housing for younger people, affordable housing for disabled people – these are very difficult to find. And I feel like a lot of people who looking for affordable housing and things of that nature, they*



*tend to put healthcare on the back burner, you know, having a home, having a shelter, is more important to people than their actual health. I've seen a lot of situations where people were very, you know, neglectful of their health and it was detrimental for their health, but you know, they were seeking housing, seeking employment, and you know, a lot of barriers.” (Participant ID PHIP-R-MC021319, Brentwood)*

## Social, Family, and Community Context

### *Incarceration*

Impacts from incarceration were discussed by most participants. For the individual incarcerated, several participants stated that they receive minimal healthcare and insufficient treatment for mental health or substance use concerns. One participant had a relative who was incarcerated for several years and developed mental health issues as a result, increasing the risk that he may be jailed again later. Several participants commented that having a previous history of incarceration can prevent someone from being able to secure a job, resulting in the individual being forced back to old behaviors of selling drugs or stealing and the possibility of creating a self-perpetuating cycle. Incarceration also has significant impacts on family structure. One participant noted that having a parent jailed can remove the family breadwinner and force the other parent to operate as a single parent. Incarceration, as well as substance use, can result in children growing up without parental support and essentially raising themselves. These children must manage going to school and feeding themselves. Some children go hungry because there is not enough money available.

### *Social Cohesion*

Multiple participants described the diversity in their communities in positive terms but noted challenges. People were unwilling to help each other or share information about available healthcare services. A few of the participants also referenced discrimination in the form of police treating African Americans more harshly or receiving suspicious looks while trying to shop. Numerous interviewees indicated concerns with gang violence and safety.

### *Family Violence*

Domestic violence arose as a topic with a few of the participants. One participant had been in a relationship involving intimate partner violence and was continuing to live with the mental health

effects of the experienced violence. Another participant mentioned that physical and sexual abuse of children was a concern in communities.

## **Sources of Health Information**

Internet sources of health information were cited by every single interviewee. Participants also indicated that doctors were a reliable and trustworthy source of information.

### *Online*

Nearly all participants indicated using Google to search for health information. Many searched by symptoms or keywords to understand health conditions, while others used it to locate healthcare providers and check their reviews. Many participants indicated relying on multiple sources of information, whether by looking at multiple sites online about a given topic or by reading information online and verifying it with knowledgeable and trustworthy people. Several participants specifically referred to government sites as credible sources of information, while others discussed using WebMD to learn about health conditions. Few participants relied on social media as significant sources of health information.

### *Doctors*

Numerous participants indicated that their doctors are helpful and trustworthy sources of information. Several participants indicated including doctors' opinions as they searched for multiple sources of information, either by verifying information with a doctor after reading about it or seeking a second opinion by searching for doctor's opinions online.

### *Other*

Participants were mixed on the role of peers or family as sources of information. Some indicated that their friends and family were credible while others stated that they did not receive health information from them or treated it with some skepticism, wanting to hear the information from at least three sources before accepting it. People were seen as credible sources of information if they were educated in health or had experienced a health condition of interest, such as pregnancy. The public library was cited by one participant as a possible source of health information.

## **4.2 Long Island Community-Based Organizations**

**Sample Description**

In-depth interviews (IDIs) were conducted with 26 CBO leaders in Nassau and Suffolk County from January 7<sup>th</sup> until February 13<sup>th</sup>. 16 CBO leaders were interviewed from Nassau County, and 10 leaders from Suffolk County. These CBOs are distributed roughly across the five Social Determinants of Health, as can be seen in Table 5:

<b>CBO Focus for Interview</b>	<b>Nassau</b>	<b>Suffolk</b>	<b>Total</b>
Neighborhood and Built Environment	2	2	4
Health and Health Care	5	3	8
Social and Community Context	3	1	4
Economic Stability	3	1	4
Education	3	3	6
<b>Total</b>	<b>16</b>	<b>10</b>	<b>26</b>

*Table 5: Distribution of participating CBOs according to county and Social Determinant of Health*

Many organizations are active across multiple Social Determinants of Health (SDH), with the average organization providing services in 2.5 focus areas. These organizations also provide services related to SDHs that were not captured in screening, for example, by including services in the “Other (Please specify)” option. Almost all interviews touched on issues relating to other SDHs. Likewise, 16 of the 26 CBOs are active in both counties, and their interviews often reflected their work in both counties: 19 interviews explicitly discussed Nassau County and locations therein while 14 explicitly mentioned Suffolk County and locations therein. Therefore, all five Social Determinants of Health and both counties received full representation in this research.

The range of healthcare services provided varied widely from organization to organization and SDH to SDH. That said, several services were provided by many organizations across focus areas. Community education was the most commonly provided healthcare service. Food access and housing were other very commonly provided services, especially by Economic Stability organizations. Among pure healthcare services, many organizations provided mental health services in the form of outpatient counseling and psychotherapy, and some residential care and

psychiatry. Transportation services were also commonly provided by non-education organizations to address the transportation issues on Long Island. Primary care services for children and adults were also commonly provided, even by non-healthcare organizations, which worked to help clients find doctors and set-up appointments. On the other end of the spectrum, family planning services were provided by none of the CBOs interviewed, and dental, prenatal, breastfeeding, and immunization services were also rarely discussed.

## ***Social Determinants of Health***

### **Economic Stability**

#### Health Concerns

Mental health and a healthy environment (used to mean a stable housing situation and access to healthy food) were the two most-cited health concerns by Economic Stability organizations. CBO leaders often noted how the stress caused by being financially insecure and working multiple jobs could lead to mental and sometimes physical health problems. As Nassau County organization leader ALN012819 noted, “There’s this high demand, high output that people feel they need to keep up with – both kids and adults – and self-care becomes secondary.”

In the observation of some CBO leaders, a safe and healthy environment is out of reach for many on Long Island due to lack of money. Several CBOs that addressed homelessness or hunger noted that some on Long Island cannot afford housing and have to sleep on the streets or in their cars.

#### Populations of Interest

People with disabilities and seniors were the most referenced populations by Economic Stability organizations. Both populations were considered to face significant issues with access with respect to getting around, finding and holding a job, and finding accessible and affordable places to live. As Nassau County organization leader LCN020419 noted, “Disabilities lead to emotional issues which make it difficult to get housing for many people. Even government provided housing requires an ability to function independently.” Seniors also faced particular challenges relating to affordability given that many of them no longer have an income and are living from pensions, social security incomes, or retirement savings. As interviewee ZBS012419

noted, “Seniors are the hardest hit. Access to food is still a challenge for them, as is finding affordable places to shop.”

## Barriers

The biggest Economic Stability barrier to accessing healthcare described by the CBOs was transportation. CBOs note that the Island is laid out for cars and that getting around is difficult for those who cannot afford a car. Even for those who have cars, the infrastructure is poor. As Economic Stability organization leader in Nassau County LFN011819 noted, “The roads are bad, so your car will get messed up, if you even have a car.” Frequent reference was also made to the poor state of the Island’s public transportation system, especially with regards to Suffolk County. CBOs note that public transit runs infrequently and does not take people where they need to go, such as the grocery store or doctors’ appointments, especially given that the public transit system is primarily designed to move people East-West. Neighborhood and Built Environment leader CBN020719 explained that “the service is very poor out here. It mostly runs here east and west, so not very accommodating for people who need to go locally, who need to go to grocery store, doctor, or exercise program. The bus program is NICE (Nassau Inter-County Express).” Health and Healthcare organization leader CCS011119 explained that “The main issue with the economic aspect is transport: Long Island is very spread out, and Suffolk is a large county where the public transit system is not great. Buses generally run 9-6 on the hour in the best-case scenario. In rural areas they don’t run as often, not as late, and don’t go where people need to go.”

## Facilitators

Government welfare programs, especially the Supplemental Nutrition Assistance Program (SNAP), were cited as facilitating health for Long Islanders by Economic Stability organization leaders. As Suffolk County Economic Stability organization leader YRS011819 said, “Our clients get benefits, and sure that’s helpful. We still have SNAP; cutting that back would be a real issue for us and our clients.”

## **Education**

### Health Concerns

Nutrition and eating habits were the biggest health concern mentioned by education organizations. This concern dovetailed with the other most-discussed concerns for education organizations: overweight and obesity, physical activity, and a healthy environment. The focus

on nutrition and eating habits stemmed partially from the fact that some education organizations had community nutrition education as their focus. But it also came up in other interviews as well. Much of the focus on nutrition centered on access to healthy food, especially given how some of the organizations worked with areas in Nassau and Suffolk Counties that are considered “food deserts” due to the dearth of healthy food and fresh produce options available. One CBO leader in Suffolk, KKS021119, described the lack of healthy food choices rather bluntly: “There’s an overwhelming number of bodegas, corner stores, where they entice people to just buy [unhealthy food].” The lack of healthy food choices was found by organization leaders to undermine the positive efforts of healthcare organizations, with Nassau CBO leader JRN020519 saying that “Everybody can get health insurance but that doesn’t mean they’re healthy; they can get a doctor’s visit but they can’t address the other things that make people healthy, like healthy food and having income.” Access to healthy food was often linked to barriers from other social determinants of health, including transportation, affordability, and culture. Lack of transportation to and from grocery stores, and a general lack of transportation preventing disadvantaged people from leaving their communities to get healthy food, were found to limit access to healthy food. An education organization leader in Suffolk County, ZBS012419, argued that lack of transportation shapes people’s food choices in ways that discourage eating fruits and vegetables: “Let’s go back to transportation. If you are borrowing someone’s car or in a taxi, you’ll buy more non-perishable items like non-perishables so they’ll last a couple weeks. You won’t buy things like fresh fruits and veggies that are healthier but don’t last.” The high cost of healthy food, both real and perceived, and the generally high cost of living on Long Island leaving working families with no time and money to buy and prepare healthy food, also emerged frequently. Finally, providing nutrition education across cultures can be a challenge to do so in a culturally appropriate manner. One solution identified by a CBO leader is to identify alternative preparation methods of traditional foods that allow members of the community to continue eating culturally important foods while maintaining a high level of nutrition.

### Populations of Interest

Children received much attention for education efforts, partly due to collaborative efforts with schools. People with Limited English Proficiency was another priority population. Some organizations discussed providing health education in many languages in addition to English and Spanish. One organization indicated that the majority of residents in communities served speak a language other than English.

## Barriers

Language and literacy issues featured prominently in interviews with Education organizations. The need for materials to be translated into other languages, especially Spanish, was stressed by several organizational leaders. AEN012219, an education leader from Nassau County, said that “We need to bridge the gap of language barriers. We work with people speaking 50+ languages, the most common being Spanish, Arabic, Bengali, African dialects, and French/Haitian Creole.” Given that a quarter of Long Islanders speak a language other than English at home<sup>8</sup>, translating materials into other languages is important. Others noted the lack of sign-language interpreters for the deaf and hard-of-hearing community, which can deny them access to healthcare. As CBO leader VLS021319 of Suffolk County noted, “Healthcare facilities may not be accessible to those with a disability – e.g. a traditional exam table, but if in wheelchair they can’t get onto it – impacts the type of medical exam they receive. Visually impaired won’t have access to printed materials e.g. preventative info, hearing impairment won’t have same access in community to those provide healthcare info. Cognitive impairments – can’t interpret info given – so we must take a health literacy perspective: how are healthcare providers communicating to people?” CBOs also encountered issues with literacy, with participant ALS020719 noting that “just because we translate materials into Spanish doesn’t mean that the Spanish speaking person can read.”

## Facilitators

School and school district nutrition coordinators were noted as highly effective by some CBO leaders. These staff were cited as being highly knowledgeable and skilled at nutrition, including the provision of healthy food at low cost. However, the lack of resources available to these coordinators were also discussed.

## **Health and Healthcare**

### Health Concerns

The major health concerns brought up by Health and Healthcare organizations were children’s health, a healthy environment, and chronic conditions, especially heart disease. Children and their health issues – both physical and mental – were a major focus of organizations across

---

<sup>8</sup> United States Census Bureau. (2017.) *Language Spoken at Home: 2013-2017 American Community Survey 5-Year Estimates*. Retrieved February 28, 2019 from [https://factfinder.census.gov/faces/tableservices/jsf/pages/productview.xhtml?pid=ACS\\_17\\_5YR\\_S1601&prodType=table](https://factfinder.census.gov/faces/tableservices/jsf/pages/productview.xhtml?pid=ACS_17_5YR_S1601&prodType=table)

social determinants of health. The importance of breastfeeding and some of the barriers that prevent it from being more widely practiced (e.g., lack of education and knowledge, drug and alcohol use by mothers, the stigma against breastfeeding in public places denying working mothers the ability to breastfeed their kids, etc.) came up in several interviews. The importance of breastfeeding to the mother as well as to the child was also discussed. The lack of healthy environments, used to mean safe, clean, and drug-free living spaces, was also important. As CBO leader LCN02041 noted:

*“Not having a stable environment for people with mental illness or chemical dependence challenges is one of the biggest challenges, it’s hard to help people without a safe space to sleep at night.”*

Just as important as what is being discussed in the interviews is what is left out. Through all 26 IDIs, communicable diseases were only discussed a total of five times across three interviews. Communicable diseases were discussed the most in one Health and Healthcare interview with an organization that provided services to HIV-positive people but were only mentioned twice otherwise.

### Populations of Interest

Children and low-income people were cited by Health and Healthcare organizations as populations of interest. Children were the most frequently discussed population across focus areas, although they were of greatest concern to Education and Health and Healthcare organizations. Low-income people were a concern of Health and Healthcare organizations because of how income is a frequent barrier to receiving care, at least in their observation. Several Health and Healthcare organizations work largely or primarily with low-income people because they provide free or reduced cost services.

### Barriers

Money – both affordability on the patient side and lack of funding on the organizational side – was the biggest barriers encountered by Healthcare organizations. While several organizations noted that health insurance was freely available for most from the state and federal governments, this was not enough to ensure the affordability of healthcare. As Suffolk County healthcare organization leader SVS012619 noted, “It’s not just about access to healthcare, it’s about affordability. We have a lot of access, we just don’t have a lot of affordable access.” Cost



was an especially large issue for specialty services such as dental care or cardiology, which are less likely to be covered by insurance.

On the organization side, lack of funding was both the most cited and most severe issue. Most organizations cited government funding as their main source of income, noting that there was little if any private-sector funding. Furthermore, many did not deem the government funding that is available to be sufficient. When asked about steps that could build on positive factors and promote healthy communities, some organizations gave one-word answers such as “Resources,” “Money,” or “Funding.”

## Facilitators

A major factor that helps communities get healthier, according to CBO interviews, is the access to health insurance for citizens, including federal programs such as Medicaid and Medicare as well as state-level programs such as the Children’s Health Insurance Program (CHIP).

## **Neighborhood and Built Environment**

### Health Concerns

Violence – domestic violence and street crime – came up in several interviews with Neighborhood and Built Environment organizations as a health concern, although it was not focused on to the extent that it was in the focus groups and resident in-depth interviews. Violence was seen to influence other aspects of health. In some communities in Suffolk County, individuals feel unsafe going outside and thus are not physically active. As CBO leader KKS021119 noted, “They face safety issues, they may not be able to get out and get the exercise that they need... If neighborhoods are not safe, kids can’t go out into playgrounds, parents won’t let their kids out. If there’s gang activity or more crime, people can’t get out as much.” The physical and mental health effects of domestic violence was also noted by an organization that focused on domestic violence. The organization leader, CS0111119, cited the Adverse Childhood Experiences framework to explain how trauma can cause physical health problems and substance use later in life: “More trauma makes one more likely to have adverse outcomes physically such as diabetes and heart disease.”

### Populations of Interest

People with disabilities were cited by several Neighborhood and Built Environment organizations as populations of interest. Organization leaders cited the lack of accessible environments on Long Island, particularly referencing the physical infrastructure, healthcare

facilities, and transit systems. CBN020719, the leader of a Neighborhood and Built Environment leader in Nassau County, noted:

*“The buses are obligated to take people with disabilities and provide paratransit. But I had a phone call with a lady in a wheelchair not that long ago who was literally crying because the bus wouldn’t come to the curb. If you’re in a wheelchair, how are you going to get on the bus if it won’t come to the curb? Even if it kneels or has a lift or anything like that. And of course there was no curb cut.”*

Another population of interest the leaders spoke about were the elderly. CBN020719 talked about the health risks associated with falling due to poor infrastructure, this risk increases dramatically if the person was older:

*“Of course one of largest causes of injury is falls, especially among older people but also for all age groups. One of leading causes of falls is that the infrastructure here is in such poor shape. We evaluate infrastructure for safety, look at where to go when walking because walking is good for health. We work with injury prevention coordination at local hospitals and engineering organizations to revise infrastructure.”*

## Barriers

Transportation was the most commonly cited barrier by Neighborhood and Built Environment organization leaders. Other barriers often mentioned were participants’ fear of the “system,” used to mean the healthcare system and also social services organizations, as well as not knowing how to find services. Fear of the system was often, though not always, linked to immigration status, as CBOs noted that undocumented immigrants were afraid of using social services lest they be deported. Likewise, the perception that a social services organization is unwelcoming and difficult to navigate for both citizens and non-citizens was cited as an important barrier by multiple participants. Lack of affordable housing was also cited as a barrier facing residents of Long Island, especially low-income groups, and it was said to prevent vulnerable groups and victims of abuse from escaping their situations as one leader CSN011119 noted: “Lack of affordable housing makes it harder to escape situations that they’re in, very often trapping people in abusive relationships.”

## Facilitators

The Neighborhood and Built Environment organizations interviewed gave very different answers to what facilitates the community to become healthier with regards to the Neighborhood and

Built Environment. Some mentioned the usefulness of collaboration within the non-profit sector, a theme that was present in many interviews across Social Determinants of Health. As Nassau County leader DNN012319 noted, “No one can be siloed.” CSN011119, a Neighborhood and Built Environment leader in Nassau, explained further that “strong collaboration within the nonprofit sector means that we can access services that we don’t provide through other nonprofits.” CSN011119 also stressed the importance of tackling the issue around lack of affordable housing, noting that:

*“People struggle to find apartment rentals that meet financial criteria. Need to increase requirements for affordable housing within communities (e.g. certain percentage of developments should be affordable).”*

Others talked about specific policies that would help, with New York City’s Vision Zero plan for eliminating pedestrian/vehicle collisions coming up in multiple interviews as something to emulate. Still, others talked about the importance of outreach to help the general public understand what sort of services organizations offered for free or at a reduced cost. The theme of outreach to overcome a lack of awareness emerged in a few interviews across Social Determinants of Health, with CBO leader LBN010719 explaining that “service availability is there, but knowledge in the community about these services – we can do a better job at this, but the services are there.”

## **Social, Family, and Community Context**

### Health Concerns

Health concerns noted often by Social, Family, and Community Context were access to primary and specialty care, elder care services, and mental health concerns. Mental illnesses and the difficulty of addressing them with a shortage of bilingual therapists (as currently exists according to one interviewee) was noted as an important health concern. Access to care, both primary and specialty, was another major concern. Some organizations also cited lack of access to health-related information, especially noting behavioral health as a major health concern. As MSS012619, a CEO of a health and healthcare organization explained:

*“Access to quality behavioral health information and services, including treatment, self-help, family support, peer support, and care coordination. Some specific important issues that we address include psychiatric - depression, schizophrenia, different forms of bipolar, personality and disorders - as well as co-occurring substance disorders.”*

Substance use was also believed to be a real risk in parts of Long Island. As one leader CCS011119 noted: “Opiate crisis: many of our clients could come from a reasonably well to do household status, the crisis is affecting both poor and rich.”

## Populations of Interest

Immigrants were the most commonly discussed population of interest for Social, Family, and Community Context organization leaders. Organizational leaders frequently referenced the particular difficulties immigrants face in becoming healthy. Some CBOs noted that immigrants are not eligible for free health insurance services, such as Medicaid, which are a big boon to the health of low-income communities. However, the most commonly cited issue for immigrants was fear.

## Barriers

A major Social, Family, and Community Context barrier to accessing healthcare discussed by the CBO leaders is immigration status. Interviews often noted that being undocumented complicates getting health insurance, in part by denying eligibility for Medicaid and Medicare, and discourages individuals from going to the doctor due to fear that any interaction with officials, including hospitals, could lead them to be deported. Fear was a common theme in interviews concerning immigrants. As the leader of a Health and Healthcare organization in Suffolk County noted, “Undocumented people are at elevated risk and have significant fear – they are not coming for help. They have seen a drop in family center usage in areas with Latino populations.” Several organization leaders noted that this fear is connected to current policies and rhetoric coming from the Federal government.

Organizations focusing on all Social Determinants of Health cited cultural issues as barriers in multiple ways. Many CBO leaders discussed the reticence of populations to utilize services. For Hispanic immigrants, cultural differences sometimes closely related to immigration status concerns, such as fear of being reported and deported. These fears were associated with lower utilization rates of services, which had implications for their health status.

Other cultural issues discussed by CBO leaders included cultural competency. As GSN011719, the leader of an education organization in Nassau County, noted: “There’s a cultural component. People resent someone coming in saying you can’t eat all the staples you eat. Instead, say ‘you eat this, how can you eat it healthier.’” For organizational cultural competency

issues, reference was made to the need to accommodate immigrant, ethnic and religious minority, and LGBTQ cultures.

## Facilitators

Social, Family, and Community Context organizations again emphasized the importance of collaboration within the nonprofit sector and between nonprofit organizations and healthcare organizations. One leader in this topic area, JDS012619, summarized it succinctly:

*“Collaboration is it. That’s it! If we collaborate together, we can deal with a lot of these problems, we just need to come together as a community. With that we can deal with housing, transport, affordability, and bringing medical providers to the people; as long as we stay singular in the community, it’s not going to work.”*

Others stressed the importance of government intervention to help ease some of the burden currently borne by nonprofits and other community organizations. One leader, DNN012319, suggested providing the following:

*“...grants to offset cost of care, including federal help. Medicare for All, that could help. Having more people insured, that could help. We have to address the immigration concern. Uninsured are primarily people who are undocumented, though we don’t ask about citizenship.”*

## ***Prevention Agenda Priorities***

### **Prevent Chronic Diseases**

Many CBOs do work related to chronic diseases, as well as nutrition and exercise, such as conditions of overweight, obesity, and heart disease. Cancer emerged only twice in a total of two IDIs. Efforts included decreasing unnecessary hospitalizations and providing services to populations with chronic conditions. Most organizations focused on providing health education on nutrition, cancer and cancer screenings, physical activity, and other preventive health behaviors. Public libraries in Suffolk County represent a significant asset in health education on these subjects as education and resources are shared with staff at the system level, allowing them to share the information with their patrons. The focus of the library system is to facilitate a connection between their patrons and health resources around chronic diseases including obesity, diabetes, or heart disease. Some organizations work to provide health fairs or effect change at the community or structural level through policy or environmental changes, such as

promoting healthy food options at schools or building community gardens to offer access to healthy food and physical activity opportunities. CBO leaders observed that people who need access to health insurance typically have chronic diseases and that these populations are particularly vulnerable to economic challenges.

## **Prevent Communicable Diseases**

Communicable diseases rarely emerged as a topic in the CBO interviews. One organization provides services to people who are HIV-positive, including access to housing, while another organization included providing flu vaccines as one of their services.

## **Promote a Healthy and Safe Environment**

### Quality Housing

Several CBO observed that access to quality housing is a significant challenge. There are problems with overcrowding and substandard housing with heating or plumbing issues, with these housing problems frequently occurring in low-income or rural areas. CBO leaders noted that having access to a stable environment is important for those with mental health or substance use disorders.

### Access to Healthy Food

Access to healthy food was a major theme among CBOs. Interviewees noted that there are areas throughout Long Island that are considered food deserts, indicating few options for healthy and fresh food. Challenges are compounded by the lack of transportation, resulting in reliance on unhealthy food options from bodegas. An education organization leader in Suffolk County, ZBS012419, argued that lack of transportation shapes people's food choices in ways that discourage eating fruits and vegetables:

*“Let’s go back to transportation: if you are borrowing someone’s car or in a taxi, you’ll buy more non-perishable items like non-perishables so they’ll last a couple weeks. You won’t buy things like fresh fruits and veggies that are healthier but don’t last.”*

Healthier options were also reported to be less affordable. One CBO leader noted that some people on Long Island live in homes without kitchens, forcing them to rely on prepared foods

(typically fast food). The lack of healthy food affordability, convenient options, transportation, as well as time to prepare healthy food were significant challenges to healthy food access. Quite a few CBOs interviewed operated food pantries or soup kitchens for community members.

## Violence

Several organizations discussed violence from different perspectives. Some organizations focused on the lasting mental health components and dynamics within abuse. Many public libraries provide resources around emergency preparedness, including active shooter trainings. One organization provides community education around sexual assault and human trafficking. However, there were no gang violence prevention programs discussed. Violence was discussed as a deterrent for children playing outdoors and healthy physical activity.

## Other Topics

Some CBOs discussed issues related to traffic safety in terms of traffic calming procedures, adequate lighting, speed control, and facilitating other types of traffic over cars. The lack of sidewalks and general walkability was also noted by several CBOs.

## **Promote Healthy Women, Infants, and Children**

### Women's Health

Most CBOs who discussed women's health focused on breastfeeding support. Organizations working to support breastfeeding mothers noted that often, women do not have a location to breastfeed. One organization provides extensive resources around breast cancer, including education and empowerment to get screened and engage in health behaviors to reduce risk. This organization provides community education opportunities around breast cancer, what is involved in screenings, and prevention, working to address the common experience of fear of screenings. The organization also provides psychosocial support groups for women dealing with various stages of breast cancer.

### Children's Health

Children's mental health received the majority of CBO focus in this prevention priority area. Several organizations discussed providing mental health services for populations including children. Factors that influence child mental health include housing insecurity and for some children, pressures to succeed academically and a lack of knowledge on healthy coping.

## **Promote Well-Being and Prevent Mental and Substance Use Disorders**

Mental health was the biggest issue raised. Several organizations provide mental health services and noted the relationship between substance use and mental health conditions as symptoms of trauma. CBO leaders noted, however, the need for more bilingual mental health therapists. Interviewees indicated that mental health and substance use disorders can make it difficult for someone to successfully hold down a job, and there is an important relationship between stable housing and management of these issues. Mental health and substance use are related to homelessness. The lack of economic stability can also cause mental health problems from stress. Several organizations indicated a need for health education related to mental health.

### ***4.3 Overview of Results for the Prevention Agenda Priorities***

Across both populations of Long Island residents and CBO leaders, certain themes regarding the Prevention Agenda Priorities became apparent. It is clear that promotion of a healthy and safe environment, prevention of chronic diseases, and promotion of well-being and prevention of mental and substance use disorders were considered high priorities by both participant groups. Residents of Long Island stated that they were priority health concerns in their communities and CBO leaders indicated that these health concerns were important and receiving varying levels of support from their organizations. However, it was not clear how these priorities should be ranked. Long Island residents were asked which health topics were the highest priorities to address and CBO leaders were asked to prioritize the topics discussed. Based on the number of times a health concern was referenced during this portion of the discussion, a list of 20 specific health concerns was generated. The top five most commonly referenced specific health concerns are ranked as follows:



Ranking	Specific Health Concern	Number of References	Prevention Agenda Priority
1	Mental health	13	Promote Well-being and Prevent Mental and Substance Use Disorders
2	Violence	12	Promote a Healthy and Safe Environment
3	Substance use disorders	9	Promote Well-being and Prevent Mental and Substance Use Disorders
4	Diabetes	7	Prevent Chronic Diseases
5	Cancer	6	Prevent Chronic Diseases

*Table 6: Ranking the top five specific health concerns within the Prevention Agenda Priorities by the number of times it was referenced when asked about the highest priorities to be addressed*

The full list of 20 specific health concerns indicated as high priorities translated to a ranking of the Prevention Agenda Priorities according to the number of times any topic within the category was referenced. According to this ranking, promotion of well-being and prevention of mental and substance use disorders, promotion of a healthy and safe environment, and prevention of chronic diseases were the highest priorities, in that order.

Ranking	Prevention Agenda Priority	Number of References
1	Promote Well-being and Prevent Mental and Substance Use Disorders	23
2	Promote a Healthy and Safe Environment	20
3	Prevent Chronic Diseases	18
4	Prevent Communicable Diseases	7
5	Promote Healthy Women, Infants, and Children	2

*Table 7: Ranking the Prevention Agenda Priorities by the number of times it was referenced when asked about the highest priorities to be addressed*

The finding of the top three Prevention Agenda Priorities aligns with the discussions from the focus groups and in-depth interviews. It also closely parallels the ranking of the specific health concerns within the priority categories.

## 5. Discussion

## **5.1 Prevention Agenda Priorities**

### ***Prevent Chronic Diseases***

#### **Cancer**

When discussing cancer, participants indicated that it was highly prevalent and there appeared to be an increase in diagnosis. They expressed concern about possible causes, including pollution and the lack of access to healthy foods. There was also concern about access to screening and healthcare, particularly for mammograms.

Few CBOs discussed their work with cancer. One organization interviewed provides breast cancer education and support individuals. The organization educates individuals about screening and health behaviors in efforts to lower their risk of breast cancer. Long Island residents and this organization agreed that access to screening and care represent significant challenges.

#### **Diabetes and Obesity**

Diabetes was also an important concern for participants because it was perceived as being very common and having severe consequences. Similar to participants' discussions on cancer, when discussing diabetes and obesity, participants expressed concern about access to treatment and care. Obesity was also perceived by participants as having a high prevalence rate. Participants diverged in their beliefs about obesity, some believing that it is caused by personal choices, and others believing that is influenced by the impact of their environment and lack of access to healthy foods.

Diabetes and obesity were the focus of several of the CBOs, though many of the organizations do some work related to chronic diseases. Many CBO leaders observed that underserved populations are dealing with these chronic conditions, and that individuals with chronic diseases are particularly vulnerable to economic challenges. Much of the work that the CBOs do related to chronic diseases involve community education, particularly around healthy food and nutrition. Several of the CBOs interviewed described efforts at multiple levels of the social-ecological model for public health, providing education and resources to individuals directly affected, but also at the organizational level. For example, a major public library system was described as sharing resources related to obesity and diabetes, among other topics, to the staff at their

various branches in order to reach a greater audience. Another organization worked to provide healthier options at schools for children and advocated for policy change.

## **Implications**

These results suggest that many in the community are interested and eager to learn about cancer and how to protect themselves, potentially representing an opportunity for cancer health education to a receptive audience. As many forms of preventive health behaviors for cancer overlap with health behaviors to prevent diabetes and obesity, there may be opportunity for coordination in health education. Results suggest a structural barrier in the form of insufficient access to treatment and care, particularly for breast cancer screenings, due to affordability, insurance coverage, and access to transportation. There may be community-level challenges as well, in the form of fear of screenings. CBOs' efforts at addressing the structural factors for obesity and diabetes through change in environment and policy represent a strength in the public health approach.

## ***Promote a Healthy and Safe Environment***

### **Violence**

Violence, primarily related to gangs and drug use, was a significant concern expressed by residents in both the in-depth interviews and the focus groups. Much of this concern was related to children who may mimic or get involved in gang violence or parents' concern for their children's lack of safety and inability to play outside. Residents expressed the need for afterschool programs to provide children with a safe place to go as a way to prevent involvement in gangs. There was also some concern about domestic violence.

The CBOs interviewed focused their attention on the resulting trauma from violence and exploration of mental health concerns and substance use disorders as potential symptoms. They also acknowledged the violence as a deterrent to outdoor activity for children, preventing them from having the opportunity for safe physical activity in their neighborhood. There is some community education occurring around violence, in the form of education on rape, sexual assault, and human trafficking.

Community members perceive gang and drug-related violence as an important health concern, but there appear to be few efforts at addressing or preventing violence. There was no mention of gang prevention, although some organizations are working to address the mental health

factors associated with violence. The lack of safe afterschool options for children represents a challenge, particularly as several residents discussed families with one or both parents unavailable to support their children due to substance use disorders or incarceration. While a few CBOs were doing work to increase parenting skills, there may be opportunity for greater education in this area.

## **Access to Healthy Food**

The lack of access to affordable healthy food due to food deserts and insufficient transportation was a significant theme among residents and CBOs. Although there was a large effort described at healthy nutrition education, there appear to be fewer efforts at a structural level to make healthy food options more accessible. Due to healthy nutrition education performed by various CBOs, there may be a demand for healthier options, and many residents indicated interest in healthy, organic options. However, there is an insufficient supply of healthy food options. Some housing units may lack a kitchen, thus even if healthy foods were made available, some community members may be unable to take advantage of them.

## **Quality Housing**

Multiple residents discussed concerns with housing quality in terms of pest control, litter, abandoned homes, and overcrowding. These concerns were echoed by the CBO leaders who observed that these substandard homes tend to be found in low-income and rural areas. Results suggest that a lack of quality housing represents an important structural challenge.

## ***Promote Healthy Women, Infants, and Children***

As previously discussed, residents indicated significant concern around the prevalence of breast cancer and access to screenings. For children's health, many residents expressed concern over mental health issues, gang violence, and the difficulty in accessing children's healthcare. Although residents indicated a need for afterschool programs, few organizations discussed providing these sorts of programs. Several organizations discussed providing mental health services to children, but there appears to be a greater need indicated by comments from Long Island residents. Domestic violence and child abuse also emerge in conversation with residents, but few organizations discussed programs aimed at parents to improve parenting skills. This may represent an opportunity to leverage health education efforts to support parents. CBOs also discussed breastfeeding support, although it did not arise as a concern for residents.

## ***Promote Well-Being and Prevent Mental and Substance Use Disorders***

Mental health was a major theme among discussion with residents. Many stated that it is significant because it underlies so many other problems, a position supported by CBO leaders. Residents and CBO leaders observed the connection between mental health and poverty, homelessness, incarceration, and violence. Many residents also discussed the difficulty in access to treatment as well as stigma presenting a significant barrier. Access to treatment while incarcerated was an important theme among residents but was not discussed by CBOs. Although several CBOs indicated providing mental health services, there appears to be an important need for both services as well as health education. However, it may be that greater awareness and outreach is needed to help connect residents to available services. Substance use disorder involving opiates, marijuana, and crack cocaine were frequently discussed by residents, and many noted that they may be a form of self-medication from mental health issues. Residents and CBO leaders agreed that implications from substance use disorders include difficulties in finding or holding down a job. Due to the significant interest in mental health concerns by residents, there may be an opportunity to provide health education to an invested audience and reduce some stigma.

## ***Prevent Communicable Diseases***

Long Island residents indicated that STIs, particularly hepatitis and HIV, were important health concerns in their communities due to their prevalence and severity. Many residents noted that unsafe sex practices were common and that there was a need for education. However, of the CBOs interviewed, few provided any services related to communicable diseases other than a reference to a housing program for people who are HIV positive and the provision of flu shots. There appears to be significant interest and concern about STIs with little indication from the CBOs interviewed of organizational effort applied to this area. However, it should be noted that there may be efforts in addressing STIs by CBOs who were not included in the interview sample.

## ***5.2 Social Determinants of Health***

### ***Economic Stability***

Challenges related to economic security were a major theme for residents and CBO leaders, primarily related to structural challenges of lack of transportation and financial insecurity.

## **Housing security**

Many residents discussed homelessness as an important community health concern and identified the relationship between mental illness, inadequate housing, poverty, and crime. CBO leaders also noted the importance of housing security in the maintenance of mental health and substance use treatment. While several CBOs indicated providing services for homeless populations, it is unclear whether residents indicated a greater need for services than currently exist.

## **Transportation**

Lack of access to reliable transportation was a major structural barrier described by both residents and CBOs. Both groups indicated that the public transit system is inadequate and provides insufficient service for local trips, such as going to the grocery store or attending health appointments. While some CBOs provide transportation services, there is a clear and significant need for greater support to transportation services throughout Long Island, including rural areas.

## **Financial security**

Financial security is an issue discussed heavily by Long Island residents. Many participants strongly indicated feeling vulnerable and insecure in their financial standing. Residents and CBO leaders agreed that there is an important relationship between financial security and mental health. There was also agreement that although there are services available for people who are very low-income, there are important challenges facing families of moderate income. As the cost of living on Long Island is very high, expenses related to health insurance, food, housing, and childcare represent a significant portion of a family's budget. As a result, some families will choose to forgo health insurance, although residents indicated a strong desire to have health insurance when available. This income level may represent a need for greater support and services from community-based organizations.

## ***Education***

Residents and CBO leaders both commented on the challenges around school quality. Many people cannot read, and there is a need for afterschool programs for children. The impacts of illiteracy were discussed by both residents and CBO leaders as having important health implications, such as the ability to understand written health education. On a related note, this challenge extends to Spanish-speaking populations as well, since not all of them can read in

Spanish. However, few CBOs discussed early childhood, primary, or secondary education. Nearly all CBOs interviewed for education discussed health education, which is explored under “Health and Healthcare.”

## ***Health and Healthcare***

### **Access to Healthcare**

The challenges around healthcare access represented a major theme for residents and CBO leaders. While several CBO leaders discussed their primary care service provision, residents strongly indicated the need for more affordable and locally accessible services, particularly related to mental health, cancer screenings, and dental care. Access and affordability of health insurance that would provide sufficient coverage was another major theme for residents. While several CBOs indicated that Medicaid and Medicare were a boon to low-income residents, many residents indicated clear frustration with the lack of coverage for necessary services. Lack of access to healthcare was also related to transportation barriers.

As several residents indicated confusion in navigating the system to access resources, there appears to be an opportunity for CBOs, such as libraries, to assist those in need. Many residents noted that various services exist, but that they lacked awareness of them or did not know how to take advantage of them.

One important note is the unique challenge of Hispanic populations in accessing healthcare. Participants discussed significant fear in using healthcare systems and resources out of concern for drawing attention to oneself, risking deportation. These populations are less likely to seek needed healthcare and instead rely on emergency departments. Much of these concerns overlap with issues related to Social, Family, and Community context as current political rhetoric and emphasis on deportation appears to have the impact of making them fearful of using available resources. However, it is not known the extent to which these fears are shared by Hispanic populations residing the country who are not undocumented immigrants, nor is it known what other factors may be impacting access to healthcare for Hispanic citizens. Future research efforts are recommended to explore these questions.

### **Health Literacy**

Most CBOs who provided health education focused on nutrition and eating habits. Some CBOs noted challenges involving providing this education in culturally appropriate ways. While

residents indicated interest in learning more about these topics, they also expressed interest in understanding disease prevention, safe sex, and other topics as ways to improve the health of families, not just individuals. Residents recommended that health education be presented in more concrete formats and preferably through face to face interactions. Residents indicated that Spanish speaking populations particularly need access to health education in their language. Several CBOs indicated that they provide health education in many languages, so there may be an opportunity for greater awareness and marketing of these resources.

### ***Neighborhood and Built Environment***

Residents spoke extensively about structural challenges related to violence, access to healthy food, and access to affordable housing, much of which was supported by comments from CBOs. Residents and CBOs agreed that there is a lack of healthy and affordable food access, driven by the combination of food deserts and lack of transportation infrastructure. CBOs indicated attempts to provide access to healthy foods through food pantries, soup kitchens, and community gardens, as well as other environmental and policy changes. Although there are many efforts at providing nutrition education, greater effort appears to be needed to provide access to healthy foods. Crime and violence were also important themes, as many residents stated that there was gang violence impacting their communities. However, few CBOs interviewed indicated efforts at gang violence prevention work or providing safe places for children to go after school. There may be opportunities for CBOs to provide activities and places for children to go as a method of preventing gang violence. Residents and CBO leaders emphasized the serious lack of affordable housing as an important structural barrier to community health, which may need to be addressed at a policy level to encourage more quality affordable housing development. The health impacts from air and water pollution was a concern indicated by several participants, although few CBOs indicated efforts in this area. While it is unclear whether there are health threats from air or water sources, the level of concern among residents suggests that some health education may be helpful.

### ***Social, Family, and Community Context***

The lasting impacts from incarceration were key themes among discussions with residents. Residents noted that incarceration is associated with lack of access to mental healthcare, as well as significant impacts on employment, family structure, and family finances. However, very few CBOs mentioned issues related to incarceration or institutionalization. This discrepancy



may represent a gap between the community's concerns and health priorities, and services offered by CBOs.

Social cohesion was addressed by residents and CBOs. Several residents discussed problems with discrimination. CBOs discussed the need to provide for special populations such as Spanish-speaking populations and seniors. Many CBOs discussed immigration status as a significant barrier to seeking healthcare out of fear of deportation. Health clinics in some Hispanic areas have seen a decrease in usage. Barriers facing undocumented immigrants include community-level challenges in the form of discrimination, institutional barriers with culturally competent services, and structural barriers in terms of the current emphasis on deportation.

## **6. Conclusions**

The goal of this study was to inform the process used by the members of LIHC's CHNA Preparation Workgroup to select which of the five New York State Prevention Agenda Priorities to focus on for the 2019-2021 period, as well as to inform the Community Health Needs Assessment process and subsequent implementation plans for hospitals and local health departments through the lens of the Social Determinants of Health. Results from focus groups and in-depth interviews with underserved Long Island residents were compared to results from in-depth interviews with community-based organization leaders who provide services to these populations.

### ***6.1 Prevention Agenda Priorities***

Of the five Prevention Agenda Priorities, prevention of chronic diseases, promotion of a healthy and safe environment, and promotion of well-being and prevention of mental and substance use disorders received significant attention from residents on Long Island and from CBOs. These three priority areas were indicated as of significant concerns to residents while receiving varying levels of support and intervention from CBOs. Based on participant comments about the highest priorities, promotion of well-being and prevention of mental and substance use disorders appears to be the top priority, particularly related to mental health and substance use. Promotion of a healthy and safe environment was the second highest priority, mostly in terms of concerns related to violence. Prevention of chronic diseases was the third highest priority, and mostly related to concerns related to diabetes and cancer. It may be beneficial to explore

additional approaches and collaborative efforts to address these areas through health education, as well as environmental and structural changes.

## ***6.2 Social Determinants of Health***

Economic Stability is a significant influence upon the health of Long Island residents in their opinions as well as those of CBO leaders. The greatest impacts relate to accessible transportation and financial insecurity. Issues related to Health and Healthcare also dominated discussions with residents and CBO leaders, in terms of challenges to healthcare and insurance access, as well as health literacy and education. Residents recommended greater education to help them connect to available resources and address barriers such as fear or stigma. Many residents and CBO leaders also discussed the many structural challenges related to Neighborhood and Built Environment, such as lack of affordable housing or access to healthy food options.

## ***6.3 Limitations***

This research has some important limitations. As all three data collection methods involved qualitative research, it is important to note that while they provide a deep understanding as to experiences related to health and healthcare, they do not measure the prevalence of these experiences among the population of residents on Long Island or CBO leaders, as a survey with a representative sample would be needed for those conclusions. Furthermore, it is important to note that the focus groups in Suffolk County did not fill to capacity, although the resident in-depth interviews provided some additional insight into their perspectives on community health priorities.

## 7. Appendices

### 7.1 Focus Group Discussion Guide

# Long Island Health Collaborative

Population Health Improvement Program



### Focus Group Protocol

#### Focus Group Information:

<b>Moderator</b>	
<b>Location</b>	
<b>Date</b>	
<b>Time</b>	

#### Materials:

- Pad of large sticky notes for each participant
- Thin black markers for each participant
- Easel with note sheets for the moderator
- Box or container for participants to place notes into

## Introduction and overview

(10 minutes total)

(3 minutes)

Hello and welcome to this group discussion. My name is \_\_\_\_\_, and I am tonight's facilitator. First, it is important to know that I work for EurekaFacts, a marketing research firm, and I do not work for any organization involved in health care in your community. EurekaFacts has been contracted by the Long Island Health Collaborative to conduct this focus group session. My role is to help get a conversation going and to make sure we cover a number of important topics that they would like your input on.

Let's go around the room now and introduce ourselves. *[Include quick ice breaker activity here]*

## Rules for Focus Groups

(2 minutes)

I would like to thank you all for taking time out of your day to come here and discuss your ideas. The overall goal is to hear your thoughts about health. In particular, we are interested in your views about **things that impact the health of people in your community.**

- We value your experience and we are here to learn from you. Your thoughts are very important to all of us in the research team, and so we will be recording the audio from today's meeting so that we won't miss anything you say.
- Participating in today's meeting is completely voluntary. You have the right to withdraw from the group at any time without penalty.

The total length of time of the focus group meeting is expected to be about **two hours**. There will be a 10-minute break in the middle. There are a few "ground rules":

- I might move you along in conversation. Since we have limited time, I'll ask that off-topic questions or comments be answered after the focus group session.
- I'd like to hear everyone speak so I might ask people who have not spoken up to comment.
- Please respect each other's opinions. There's no right or wrong answer to the questions I will ask. We want to hear what each of you think and it's okay to have different opinions.

- We'd like to stress that we want to keep the sessions confidential so we ask that you not use names or anything directly identifying when you talk about your personal experiences. For example, if you talk about a friend, or specific places, don't use their full names or give the kind of information that could be used to fully identify someone. We want to keep their identities anonymous.
- We also ask that you not discuss other participants' responses outside of the discussion. However, because this is in a group setting, the other individuals participating will know your responses to the questions and we cannot guarantee that they will not discuss your responses outside of the focus group.
- Please do not film or record any part of this session. Please silence and put away your phones and other electronic devices.

## Overview of "Delphi Method"

(5 minutes)

Let's talk about the sticky notes and markers in front of you. For some of the questions today, I will ask you the question, and then I want you to write your response down on those sticky notes, one idea per note. You will put the notes in that box and then pass the box to me. I will stick the notes onto this easel, and together we will see which notes similar and which ones are different, putting them into groups. We want the notes to be anonymous, so don't write your name on it, and you don't have to say which one you wrote. We will use these notes to start many of our conversations today.

- Let's practice doing this now. I'm going to ask you a question and I want you to write down your answers, one idea per note. Make sure you write legibly and in big letters. What is your favorite season? Write down your answer on the sticky note, put it in the box, and pass it to me.

*[Moderator takes the box full of notes, mixes them up, and places them on the easel, grouping the notes that say the same thing. Then, pointing to one of the seasons:]*

- Let's talk about this group. Why do you think someone would say this is their favorite?

*[Discuss the pros/cons to that season, and then move on to the next season – until it seems like the group understands how it will work.]*

- We will use this method for many of the discussion questions today. For other questions, we will just talk without writing anything. I will tell you when to write something down and when we will just talk about it. Ok?

## DO YOU HAVE ANY QUESTIONS SO FAR?

Ok, let's get started.

Top health concerns in your community

(30 minutes)

## Step 1: Group generation

To start our conversation today, let's talk about types of health concerns. We are going to brainstorm for a moment. You don't need to write anything down for this part because we are just going to talk about them.

- (2-3 minutes) Let's first talk about common *chronic diseases* in a general way. These are diseases which you can't catch from another person and that you have for a long time. For example, diabetes and asthma are both common chronic health diseases because you don't catch them from other people and you might have them for many years. What other common examples of chronic diseases or health conditions can you think of?

*[Moderator writes "Chronic Diseases" on easel pad and writes down the other examples from participants.]*

**Suggest, if they do not come up:** Diabetes, asthma or lung disease, cancer, heart disease or stroke, obesity or overweight

- (2-3 minutes) Let's move to the next topic: important *communicable diseases*. These are diseases which can be spread from one person to another in a variety of ways. For example, HIV and the flu are both important communicable diseases because they can be spread from other people. What other examples of infectious diseases can you think of?

*[Moderator writes "Communicable Diseases" on easel pad and writes down the other examples from participants.]*

**Suggest, if they do not come up:** HIV/AIDS, other sexually-transmitted infectious (e.g. herpes), and diseases that can be prevented with vaccines, like the flu or measles

- (2-3 minutes) Now let's talk about common health issues *for women, children, and infants* in particular. These are health concerns like reproductive health or childhood obesity. What other common examples of health conditions that impact women, children, and infants can you think of?

*[Moderator writes "Women, infants, and children" on easel pad and writes down the other examples from participants.]*

**Suggest, if they do not come up:** cancer screenings (mammograms, pap smear), breastfeeding, dental health in kids, childhood vaccinations, obesity or overweight, bullying

- (2-3 minutes) Let's shift to focusing on common issues with *well-being, mental health, and substance use*. These are health issues that can include a person's resilience or overall ability to bounce back after a setback, or things like depression and anxiety disorders. What other common examples of well-being, mental health, and substance use issues can you think of?

*[Moderator writes "Well-being, mental health, and substance use" on easel pad and writes down the other examples from participants.]*

**Suggest, if they do not come up:** positive relationships with others, depression, anxiety, suicide, alcohol abuse, and opioid abuse

- (2-3 minutes) Finally, let's talk about common ways that your environment impacts your health. For example, neighborhood violence and having access to stores that carry healthy foods are aspects of your environment that affect your health. What other common examples of environmental conditions can you think of?

*[Moderator writes "Healthy and safe environment" on easel pad and writes down the other examples from participants.]*

**Suggest, if they do not come up:** environmental hazards (e.g. pollution), safety, and traffic accidents.]

## Step 2: Individual generation I

- (2-3 minutes) Now, with all of these different types of health concerns and issues in mind, what do you think are the **biggest health concerns** in your community? Write down one or more thoughts on the sticky notes provided, using one sticky note for each thought. Be sure to write in very big, legible letters.

*[Moderator writes "Health concerns in your community" on easel pad. After 1-2 minutes of participants writing and putting their notes into the box, Moderator takes the box full of notes, mixes them up, and places them on the easel, grouping the notes that say similar things.]*

## Step 3: Discussion of individual ideas I

- (6-7 minutes) Let's talk about your responses for a few minutes and think through what the biggest concerns for your community might be. Remember, you don't need to say what your answer was, and you can change your mind about your answer. What do people think about (*one of the groups of responses*)? How big of a concern is this in your community? Why is this a concern for you, or do you not worry about it as much?

- *[Briefly discuss each grouping. Ensure discussion focuses on the specific community. While there may be many concerns, remember that we are interested in identifying the biggest concerns.]*

## **Step 4: Individual generation II**

- (6-7 minutes) Now that we've had a chance to talk about these issues, I'd like to get your written responses again. So, just like before, please write down what you think the biggest priorities for health in your community are. You can write the same ideas you wrote last time, or you can write something different.

## **Step 5: Build consensus**

- *[Allow 1-2 minutes then collect notes. Take 5 minutes to help the group identify the top 3-4 concerns]*

Barriers to getting treatment

(15 minutes)

## **Step 1. Individual generation**

- (2-3 minutes) Sometimes people cannot or do not get care for their health problems. What do you think prevents people from getting treatment in your community? Some examples might be lack of insurance, transportation, embarrassment or stigma, and not knowing how to get treatment. Please write your response on a note.

*[Moderator writes "Barriers to health care" on easel. After 1-2 minutes of participants writing and putting their notes into the box, Moderator takes the box full of notes, mixes them up, and places them on the easel, grouping the notes that say similar things.]*

## **Step 2. Discussion of individual ideas**

- (5 minutes) Let's talk about these your responses and think through what the biggest barriers in your community might be.

*[Discuss groupings of notes. Ensure discussion focuses on the specific community. While there may be many concerns, remember that we are interested in identifying the biggest concerns.]*

## **Step 3. Build consensus**

- (2-3 minutes) What would you all say the biggest factors are for your community? Let's discuss them.

*[Help group reach a consensus. Record top 3 barriers.]*



## Step 4. Group generation of solutions

- *(5 minutes total for all questions about education and services)* What kind of education or services do you think would help with (*Barrier 1 from consensus list*)? Let's discuss them.

*[Repeat previous question for each of the top barriers.]*

Break

(10 minutes)

- OK, let's take a 10-minute break. Let's be ready to go at *(time)*.

Social determinants of health

(30 minutes, 7 min. per topic)

- Welcome back! I hope everyone got a chance to stretch their legs, use the restroom, and take care of personal needs. Please return to your seats. Now, we're going to talk in more detail about how your community and environment affect your health. Don't respond out loud yet, just write your response on a sticky note.

## Step 1. Individual generation I (*economic stability*)

- *(1-2 minutes)* How does *economic stability* impact health of your community? In other words, how do *housing, employment, food, and transportation* impact health in your specific community? Write your answers down on the notes and place them in the box.

*[Allow 1-2 minutes to write responses]*

- o OK, now everyone please pass your notes to me.

*[Collect and shuffle notes, place them on easel grouped by housing, employment, food, transportation, and other categories.]*

## Step 2. Discussion of individual generation I (*economic stability*)

- o *(5 minutes)* Let's discuss your responses for a few minutes. Remember, you don't need to say what your answer was, and you can change your mind about your answer. What do people think about (one of the responses)?

### **Step 3. Individual generation II (*education*)**

- (1-2 minutes) How does *education* impact health of your community? In other words, how do issues like *literacy and early childhood education* impact health in your specific community? Write your answers down on the notes and place them in the box.

[Allow 1-2 minutes to write responses]

- o OK, now everyone please pass your notes to me.

[Collect and shuffle notes, place them on easel grouped in categories. Discuss responses in each of the categories.]

### **Step 4. Discussion of individual generation II (*education*)**

- o (5 minutes) Let's discuss your responses for a few minutes. Remember, you don't need to say what your answer was, and you can change your mind about your answer. What do people think about (*one of the responses*)?

### **Step 5. Individual generation III (*neighborhood and environment*)**

- (1-2 minutes) How does *your neighborhood and environment* impact health of your community? In other words, how do issues like *having access to types of food stores, the level of safety, amount of pollution, and other similar issues* impact health in your specific community? Write your answers down on the notes and place them in the box.

[Allow 1-2 minutes to write responses]

- o OK, now everyone please pass your notes to me.

[Collect and shuffle notes, place them on easel grouped in categories.]

### **Step 6. Discussion of individual generation III (*neighborhood and environment*)**

- o (5 minutes) Let's discuss your responses for a few minutes. Remember, you don't need to say what your answer was, and you can change your mind about your answer. What do people think about (*one of the responses*)?

### **Step 7. Individual generation IV (*social factors*)**

- (1-2 minutes) How do *social factors* impact health of your community? In other words, how do issues like *how tight knit a community is, the amount of discrimination a person faces, or incarceration* impact health in your specific community? Write your answers down on the notes and place them in the box.

[Allow 1-2 minutes to write responses]

- OK, now everyone please pass your notes to me.

[Collect and shuffle notes, place them on easel grouped in categories.]

## **Step 8. Discussion of individual generation IV (*social factors*)**

- (*5 minutes*) Let's discuss your responses for a few minutes. Remember, you don't need to say what your answer was, and you can change your mind about your answer. What do people think about (*one of the responses*)?

Sources for health information:

(5-7 minutes)

- We are done with the writing portion of this group and will just discuss questions now. Where do you get information about your health?
  - What information is easy to access? For example, are there certain *websites or people* who are easy to get health info from, or are there certain *health topics* that it's easy to get info on?

*Probe: Social media, health websites, news sources, peers, family, community. If they say "google", probe for more detail: what are their search terms, how do they know if they can trust the information from a site*

Conclusions:

(5-10 minutes)

- (*2-3 minutes*) Is there anything else you want to talk about that we haven't addressed?
- (*2-3 minutes*) What was the most important thing that we discussed today?

Thank you all again for sharing your thoughts, feelings, and experiences with us today. We so appreciate it!

**7.2 Long Island Resident In-Depth Interview Guide**

Interviewer Questions

Complete these questions before the interview.

Ref #	Question/Prompt	Response
	<b>Preliminary Information</b>	
1	Name of interviewer	
2	Date, time	
3	Participant ID	
4	Participant City	

Road Map of Discussion

Issues / Information to be Discussed	Length Allotted to Discussion (minutes)
Overview, consent	<i>2, does not count toward interview length</i>
Top Health concerns	10-12
Barriers to getting treatment	3-5
Social Determinants of Health	6-8
Sources of Health Information	3
Conclusion	1-2
<b>Total Time (minutes):</b>	<b>30</b>

## Overview and Consent

(5 minutes)

**INTERVIEWER INSTRUCTIONS:** *The interviewer should not read the script word for word, but should be familiar with its contents and conduct the interview in a natural and conversational manner, paraphrasing or giving further explanation as appropriate.*

### **Script:**

*Hello, my name is \_\_\_\_\_ and I am a researcher with a company called EurekaFacts conducting a project on behalf of the Long Island Health Collaborative. Thank you for agreeing to speak with me today and answer my questions.*

*I wanted to talk to you today because you live on Long Island and have had some trouble accessing healthcare recently. The overall goal is to hear your thoughts about health. In particular, I am interested in your views about **things that impact the health of people in your community.***

*Now, before we continue, it is important that you know that, as part of the research team, I am neutral on this topic. Please keep in mind that there are no 'right' or 'wrong' answers.*

*I value your experience and am here to learn from you. Your thoughts are very important to all of us in the research team, and so I will be recording the audio from today's meeting so that we won't miss anything you say. Participating in today's conversation is completely voluntary. You may choose to decline to answer any question and stop the interview at any time. You have the right to withdraw from the group at any time without penalty.*

*You may not directly benefit from this research; however, we hope that your participation in the study may help the Long Island Health Collaborative help more people on Long Island get the healthcare they need.*

*I anticipate that this interview should last around 30 minutes today. I will be taking notes and also recording our conversation with your permission, but everything that you tell me will be kept confidential and treated in a secure manner. Your answers in this study will remain private. Your name will not be shared with anyone outside of this study, except as otherwise required by law.*

*Do you agree that you are at least 18 years old, understand this consent language, and agree to participate in this research study?*

- Yes → If Yes, continue
- No → If No, Terminate and use script at end of document

*Do you consent to having this conversation recorded?*

- Yes → If Yes, continue
- No → If No, Terminate and use script at end of document

Start recording

For the purposes of this recording, this is (interviewer) interviewing participant (-) on (date) for the Long Island Health Collaborative.

Top Health concerns (10-12 min total)

To start our conversation today, we're going to briefly talk about types of health concerns. We're going to be talking about health in pretty broad terms,

Chronic diseases (1-2 min)

Let's first talk about common *chronic diseases* in a general way. These are diseases which you can't catch from another person and that you have for a long time. For example, diabetes and asthma are both common chronic health diseases because you don't catch them from other people and you might have them for many years. Other examples might be lung disease, cancer, or obesity.

In your opinion, what are the important chronic diseases in your community, and why?

Communicable diseases (1-2 min)

Let's move to the next topic: important communicable diseases. These are diseases which can be spread from one person to another in a variety of ways. For example, HIV and the flu are both important communicable diseases because they can be spread from other people. Other examples might be HIV/AIDS, sexually-transmitted infections like herpes, and diseases that can be prevented with vaccines, like the flu or measles.

In your opinion, what are the important communicable diseases in your community, and why?

Women, infants, children (1-2 min)

Now let's talk about health issues for women, children, and infants in particular. These are health concerns like reproductive health or childhood obesity, cancer screenings like mammograms or pap smears, breastfeeding, kids' dental health, obesity in children, bullying.

In your opinion, what are the important health conditions that impact women, children, and infants in your community, and why?

Well-being, mental health, substance use (1-2 min)

Let's shift to focusing on common issues with well-being, mental health, and substance use. These are health issues that can include a person's resilience or overall ability to bounce back after a setback, or things like depression and anxiety disorders. This can also include positive relationships with others, or issues like suicide, alcohol or drug abuse.

In your opinion, what are the important health conditions involving well-being, mental health, and substance use issues in your community, and why?

Healthy and safe environment (1-2 min)

Finally, let's talk about common ways that your environment impacts your health. For example, neighborhood violence, having access to stores that carry healthy foods, traffic accidents, or having clean and safe places to live are aspects of your environment that affect your health.

In your opinion, what are the important environmental conditions that affect health in your community, and why?

Top health concerns in your community (1-2 min)

Now, we have just talked about a lot of different types of health concerns in your community: chronic diseases, communicable diseases, women / infants / children, well-being and mental health, and a healthy and safe environment.

With all of that in mind, what do you think are the biggest health concerns in your community and why?

Barriers to getting treatment (3-5 min total)

Sometimes people cannot or do not get care for their health problems. Some examples might be lack of insurance, transportation, embarrassment or stigma, and not knowing how to get treatment.

What do you think prevents people from getting treatment in your community?

Which are the biggest barriers?

Social Determinants of Health (6-8 min total)

Now, we're going to talk in more detail about how your community and environment affect your health.

Economic stability (1-2 min)

How does economic stability impact health of your community? What I mean by that is, how do housing, employment, food, and transportation impact health in your specific community?

Education (1-2 min)

How does education impact health of your community? In other words, how do issues like literacy and early childhood education impact health in your specific community?

Social factors (1-2 min)

How do social factors impact health of your community? In other words, how do issues like how tight knit a community is, the amount of discrimination a person faces, or incarceration impact health in your specific community?

Sources of health information (3 min)

- Where do you get information about your health?

*Probe: Social media, health websites, news sources, peers, family, community. If they say “google”, probe for more detail: what are their search terms, how do they know if they can trust the information from a site*

What information is easy to access? For example, are there certain *websites or people* who are easy to get health info from, or are there certain health topics that it's easy to get info on?

Conclusions (2 min)

Is there anything else you want to talk about that we haven't addressed?

What was the most important thing that we discussed today?

Thank you again for sharing your thoughts, feelings, and experiences with me today. I truly appreciate it!

## **Termination Script**

*Termination for lack of consent to participate or record*

Thank you so much for agreeing to talk with me today. I need your consent to participate or record the interview, and so we will stop this interview, I appreciate your willingness to answer my questions, and those are all the questions I have at the moment. Have a great day.



**7.3 Community-Based Organization In-Depth Interview Guide**

**Long Island Health Collaborative Community-Based Organization Leader  
In-Depth Interview Guide**

Interviewer Questions

*Complete these questions before the interview. Confirm questions 4-6 with the participant during the Overview for quality assurance.*

Ref #	Question/Prompt	Response
	<b>Preliminary Information</b>	
1	Name of interviewer	
2	Date	
3	Participant ID	
4	Participant's Role/Title	
5	Participant's Type of Organization	<input type="checkbox"/> Economic Stability <input type="checkbox"/> Education <input type="checkbox"/> Health and Healthcare <input type="checkbox"/> Neighborhood and Built Environment <input type="checkbox"/> Social, Family, and Community Context <input type="checkbox"/> None of the above (Thank and terminate)
6	Participant's length of time at current job	<input type="checkbox"/> Less than one year (Thank and terminate) <input type="checkbox"/> One year or longer (Please specify) _____

Road Map of Discussion

<b>Issues / Information to be Discussed</b>	<b>Length Allotted to Discussion (minutes)</b>
Overview, consent, eligibility confirmation	<i>5, does not count toward interview length</i>
Introduction and social determinants of health	2-3
The impact of the SDH on health	10
Conclusion	3
<b>Total Time (minutes):</b>	<b>15</b>

## Overview and Consent

(5 minutes)

**INTERVIEWER INSTRUCTIONS:** *The interviewer should not read the script word for word, but should be familiar with its contents and conduct the interview in a natural and conversational manner, paraphrasing or giving further explanation as appropriate.*

### **Script:**

*Hello, my name is \_\_\_\_\_ and I am a researcher with a company called EurekaFacts conducting a project on behalf of the Long Island Health Collaborative. Thank you for agreeing to speak with me today and answer my questions.*

*I wanted to talk to you today because your organization has been identified as providing services that impact the health of people on Long Island. The purpose of this in-depth interview is to understand your perspectives regarding the intersection of [Social Determinant of Health] and health in the community. Your responses to this interview will help improve the understanding healthcare needs on Long Island.*

*Now, before we continue, it is important that you know that, as part of the research team, I am neutral on this topic. I am interested in getting your point of view to understand how you have observed [SDH] impact health in the communities you serve. Please keep in mind that there are no 'right' or 'wrong' answers. There are no known risks to participating in this study. You may choose to decline to answer any question and stop the interview at any time. There will not be any penalties if you choose not to participate in this study or decline to answer any questions.*

*You may not directly benefit from this research; however, we hope that your participation in the study may help the Long Island Health Collaborative improve access to healthcare for Long Island residents.*

*I anticipate that this interview should last around 15 minutes today. I will be taking notes and also recording our conversation with your permission, but everything that you tell me will be kept confidential and treated in a secure manner. Your answers in this study will remain private. Your name will not be shared with anyone outside of this study, except as otherwise required by law. Any results that come from this study will be presented as an aggregate and your name will not be linked to your answers. By agreeing to participate in this interview survey, you are allowing the Long Island Health Collaborative to use the information from this study.*

*Do you agree that you are at least 18 years old, have read and understood this consent language, and agree to participate in this research study?*

Yes → If Yes, continue

No → If No, Terminate and use Script A (at end of document)

*Do you consent to having this conversation recorded?*

Yes → If Yes, continue

No → If No, Terminate and use Script A (at end of document)

Confirming eligibility

<b>Social Determinants of Health: Types and Descriptions</b>	
Economic Stability	E.g. housing security, employment food security, transportation
Education	E.g. language and literacy, early childhood education, high school education
Health and Healthcare	E.g. access to health care, health literacy access to trusted provider/primary care
Neighborhood and Built Environment	E.g. access to health foods, affordable/ quality housing, crime and violence
Social, Family, and Community Context	E.g. social cohesion, civic participation, incarceration / institutionalization

*Is your organization involved in work related to [Social Determinant of Health]? For the purposes of this interview, [SDH] is defined as work addressing [give SDH example from chart above].*

Yes → If Yes, continue

No → If No, Excuse and use Script B (at end of document)

*Does your organization serve communities located in [County]?*

Yes → If Yes, continue

No → If No, Excuse and use Script B (at end of document)

Ok, let's get started.

*[Begin recording]*

This is \_\_\_\_\_ [interviewer name] interviewing participant ID \_\_\_\_\_ on \_\_\_\_\_ [date] for the Long Island Health Collaborative.

## Introduction (2 minutes)

1. To get started, could you very briefly describe your organization and your role in it?
2. We will be focusing on how your organization's work intersects with [SDH] and health in the community. Could you briefly describe for me how your organization addresses [SDH]?

## Social Determinant of Health and the Community (10 minutes)

3. For the purposes of this interview, I'm using the term 'health' very broadly, it includes mental health, environmental health, substance use and any other aspect of health. What are the specific health concerns related to [SDH] that are important to the communities that your organization serves in [County]?
4. Are there any specific groups of people (such as women, Hispanics, or other types of groups) that are most impacted by [SDH], or have special challenges?

*If they need clarification on types of groups, they may be based on demographic variables or on other characteristics, e.g. chronic pain patients and employment, people without access to personal transportation and healthcare access, etc.*

5. What are the factors related to [SDH] that make it **harder** for your communities become healthier?

*Examples, if needed: specific laws, cultural norms, factors in the environment, etc.*

- a. What steps could be taken to address those factors and promote healthy communities?

6. What are the factors related to [SDH] that support your communities in becoming healthier?

*Examples, if needed: Policies related to this issue that positively impact health, or programs/resources that may be beneficial*

- a. What steps could be taken to build on the positive factors and promote healthy communities?

Conclusions (3 minutes)

7. Is there anything else you want to talk about that we haven't addressed?
8. What is the most important thing for me to take away from our conversation today regarding [SDH] and your communities?

Thank you so much for your time and insight, your input is very important and useful to us. Again, your responses will be kept confidential. You have been very helpful, and I appreciate it. Have a great day.

## Termination Scripts

Script A – *Termination for lack of consent to participate or record*

Thank you so much for agreeing to talk with me today. I need your consent to participate or record the interview, and so we will stop this interview, I appreciate your willingness to answer my questions, and those are all the questions I have at the moment. Have a great day.

Script B – *Termination for not meeting eligibility criteria*

Thank you so much for agreeing to talk with me today. Since all of my questions have to do with [SDH], health, and the communities in [County], I need to speak **with people at organizations which work in those areas**. I appreciate your willingness to answer my questions, and those are all the questions I have at the moment. Have a great day.

## Appendix C – Membership Directory as of January 2019

Hospitals, Hospital Association and Hospital Systems *	Website
Catholic Health Services of Long Island	<a href="http://www.chsli.org">www.chsli.org</a>
Eastern Long Island Hospital	<a href="http://www.elih.org">www.elih.org</a>
Glen Cove Hospital	<a href="http://www.northwell.edu">www.northwell.edu</a>
Good Samaritan Hospital Medical Center	<a href="http://www.goodsamaritan.chsli.org">www.goodsamaritan.chsli.org</a>
Huntington Hospital	<a href="http://www.northwell.edu">www.northwell.edu</a>
Long Island Community Hospital	<a href="http://www.licomunityhospital.org">www.licomunityhospital.org</a>
Long Island Jewish Valley Stream	<a href="http://www.northwell.edu">www.northwell.edu</a>
Mather Memorial Hospital	<a href="http://www.matherhospital.org">www.matherhospital.org</a>
Mercy Medical Center	<a href="http://www.mercymedicalcenter.org">www.mercymedicalcenter.org</a>
Nassau-Suffolk Hospital Council	<a href="http://www.nshc.org">www.nshc.org</a>
Nassau University Medical Center	<a href="http://www.numc.edu">www.numc.edu</a>
North Shore University Hospital	<a href="http://www.northwell.edu">www.northwell.edu</a>
Northwell Health System	<a href="http://www.northwell.edu">www.northwell.edu</a>
NYU Winthrop Hospital	<a href="http://www.winthrop.org">www.winthrop.org</a>
Peconic Bay Medical Center	<a href="http://www.pbmchealth.org">www.pbmchealth.org</a>
Plainview Hospital	<a href="http://www.northwell.edu">www.northwell.edu</a>
St. Catherine of Siena Medical Center	<a href="http://www.stcatherines.chsli.org">www.stcatherines.chsli.org</a>
St. Charles Hospital	<a href="http://www.stcharles.chsli.org">www.stcharles.chsli.org</a>
St. Francis Hospital	<a href="http://www.stfrancis.chsli.org">www.stfrancis.chsli.org</a>
St. Joseph Hospital	<a href="http://www.stjoseph.chsli.org">www.stjoseph.chsli.org</a>
Southampton Hospital	<a href="http://www.southamptonhospital.org">www.southamptonhospital.org</a>
South Nassau Communities Hospital	<a href="http://www.southnassau.org">www.southnassau.org</a>
South Oaks Hospital	<a href="http://www.south-oaks.org">www.south-oaks.org</a>
Southside Hospital	<a href="http://www.northwell.edu">www.northwell.edu</a>
Stony Brook University Hospital	<a href="http://www.stonybrookmedicine.edu">www.stonybrookmedicine.edu</a>
Syosset Hospital	<a href="http://www.northwell.edu">www.northwell.edu</a>

Veterans Affairs Medical Center	<a href="http://www.northport.va.gov">www.northport.va.gov</a>
<b>Health Departments</b>	<b>Website</b>
Nassau County Department of Health*	<a href="http://www.nassaucountyny.gov">www.nassaucountyny.gov</a>
Suffolk County Department of Health Services*	<a href="http://www.suffolkcountyny.gov">www.suffolkcountyny.gov</a>
New York State Department of Health	<a href="http://www.health.ny.gov">www.health.ny.gov</a>
<b>Medical Societies and Associations</b>	<b>Website</b>
Long Island Dietetic Association	<a href="http://www.eatrightli.org">www.eatrightli.org</a>
Nassau County Medical Society	<a href="http://www.nassaucountymedicalsociety.org">www.nassaucountymedicalsociety.org</a>
New York State Nurses Association	<a href="http://www.nysna.org">www.nysna.org</a>
New York State Podiatric Medical Association	<a href="http://www.nyspma.org">www.nyspma.org</a>
Suffolk County Medical Society *	<a href="http://www.scms-sam.org">www.scms-sam.org</a>
<b>Community-Based Organizations</b>	<b>Website</b>
Adelphi New York Statewide Breast Cancer Hotline and Support Program	<a href="http://www.breast-cancer.adelphi.edu">www.breast-cancer.adelphi.edu</a>
All Ability Wellness	<a href="http://www.allabilitywellness.com">www.allabilitywellness.com</a>
Alzheimer's Association, Long Island Chapter	<a href="http://www.alz.org">www.alz.org</a>
American Cancer Society	<a href="http://www.cancer.org">www.cancer.org</a>
American Diabetes Association	<a href="http://www.diabetes.org">www.diabetes.org</a>
American Foundation for Suicide Prevention	<a href="http://www.afsp.org">www.afsp.org</a>
American Heart Association *	<a href="http://www.heart.org">www.heart.org</a>
American Lung Association of the Northeast	<a href="http://www.lung.org">www.lung.org</a>
Arbors Assisted Living	<a href="http://www.thearborsassistedliving.com">www.thearborsassistedliving.com</a>
Association for Mental Health and Wellness *	<a href="http://www.mentalhealthandwellness.org">www.mentalhealthandwellness.org</a>
Asthma Coalition of Long Island	<a href="http://www.asthmacommunitynetwork.org">www.asthmacommunitynetwork.org</a>
Attentive Care Services	<a href="http://www.attentivecareservices.com">www.attentivecareservices.com</a>



Caring People	<a href="http://www.caringpeopleinc.com">www.caringpeopleinc.com</a>
Catholic Charities, Diocese of Rockville Centre	<a href="http://www.catholiccharities.cc">www.catholiccharities.cc</a>
Community Growth Center	<a href="http://www.communitygrowthcenter.org">www.communitygrowthcenter.org</a>
Cornell Cooperative Extension - Suffolk County *	<a href="http://www.ccesuffolk.org">www.ccesuffolk.org</a>
EPIC Long Island	<a href="http://www.epicli.org">www.epicli.org</a>
Epilepsy Foundation of Long Island	<a href="http://www.efli.org">www.efli.org</a>
Evolve Wellness	<a href="http://www.evolvewellness.net">www.evolvewellness.net</a>
Family & Children's Association	<a href="http://www.familyandchildrens.org">www.familyandchildrens.org</a>
Family First Home Companions	<a href="http://www.familyfirsthomecompanions.com">www.familyfirsthomecompanions.com</a>
Federation of Organizations	<a href="http://www.fedoforg.org">www.fedoforg.org</a>
Girls Inc, LI	<a href="http://www.girlsincli.org">www.girlsincli.org</a>
Health and Welfare Council of Long Island	<a href="http://www.hwcli.com">www.hwcli.com</a>
Health Education Project / 1199 SEIU *	<a href="http://www.healthcareeducationproject.org">www.healthcareeducationproject.org</a>
Hispanic Counseling Center	<a href="http://www.hispaniccounseling.org">www.hispaniccounseling.org</a>
Hudson River Healthcare *	<a href="http://www.hrhcare.org">www.hrhcare.org</a>
Island Harvest	<a href="http://www.islandharvest.org">www.islandharvest.org</a>
JDRF	<a href="http://www.jdrf.org">www.jdrf.org</a>
Life Trusts	<a href="http://www.lifetrusts.org">www.lifetrusts.org</a>
Long Island Association *	<a href="http://www.longislandassociation.org">www.longislandassociation.org</a>
Long Island Association of AIDS Care *	<a href="http://www.liaac.org">www.liaac.org</a>
Long Island Council of Churches	<a href="http://www.licny.org">www.licny.org</a>
Make the Road NY	<a href="http://www.maketheroad.org">www.maketheroad.org</a>
Maria Regina Skilled Nursing Facility	<a href="http://www.mariareginaresidence.org">www.mariareginaresidence.org</a>
Maurer Foundation	<a href="http://www.maurerfoundation.org">www.maurerfoundation.org</a>
Mental Health Association of Nassau County *	<a href="http://www.mhanc.org">www.mhanc.org</a>
Music and Memory	<a href="http://www.musicandmemory.org">www.musicandmemory.org</a>
NADAP	<a href="http://www.nadap.org">www.nadap.org</a>

Nassau Region PTA	<a href="http://www.nassaupta.com">www.nassaupta.com</a>
National Aging in Place Council	<a href="http://www.ageinplace.org">www.ageinplace.org</a>
National Eating Disorder Association	<a href="http://www.nationaleatingdisorder.org">www.nationaleatingdisorder.org</a>
National Health Care Associates	<a href="http://www.nathealthcare.com">www.nathealthcare.com</a>
New Horizon Counseling Center	<a href="http://www.nhcc.us">www.nhcc.us</a>
New York City Poison Control	<a href="http://www.nyc.gov">www.nyc.gov</a>
NutriSense	<a href="http://www.nutri-sense.com">www.nutri-sense.com</a>
Options for Community Living	<a href="http://www.optionscl.org">www.optionscl.org</a>
People Care Inc	<a href="http://www.peoplecare.com">www.peoplecare.com</a>
The Pulse Center for Patient Safety Education & Advocacy *	<a href="http://www.pulsecenterforpatientsafety.org">www.pulsecenterforpatientsafety.org</a>
Retired Senior Volunteer Program *	<a href="http://www.rsvpsuffolk.org">www.rsvpsuffolk.org</a>
RotaCare	<a href="http://www.rotacareny.org">www.rotacareny.org</a>
SDC Nutrition PC	<a href="http://www.call4nutrition.com">www.call4nutrition.com</a>
Smithtown Youth Bureau	<a href="http://www.smithtownny.gov">www.smithtownny.gov</a>
Society of St. Vincent de Paul Long Island	<a href="http://www.svdpli.org">www.svdpli.org</a>
State Parks LI Regional Office	<a href="http://www.nysparks.com">www.nysparks.com</a>
Sustainable Long Island	<a href="http://www.sustainableli.org">www.sustainableli.org</a>
The Crisis Center	<a href="http://www.thecrisisplanner.com">www.thecrisisplanner.com</a>
Thursday's Child	<a href="http://www.thursdayschildofli.org">www.thursdayschildofli.org</a>
Town of Smithtown Horizons Counseling and Education Center	<a href="http://www.smithtownny.gov">www.smithtownny.gov</a>
TriCare Systems	<a href="http://www.tricareystems.org">www.tricareystems.org</a>
United Way of Long Island *	<a href="http://www.unitedwayli.org">www.unitedwayli.org</a>
Utopia Home Care	<a href="http://www.utopiahomecare.com">www.utopiahomecare.com</a>
Visiting Nurse Services & Hospice of Suffolk	<a href="http://www.visitingnurseservice.org">www.visitingnurseservice.org</a>
YMCA of LI *	<a href="http://www.ymcali.org">www.ymcali.org</a>
<b>School and Colleges</b>	<b>Website</b>
Adelphi University *	<a href="http://www.adelphi.edu">www.adelphi.edu</a>

Farmingdale State College	<a href="http://www.farmingdale.edu">www.farmingdale.edu</a>
Hofstra University *	<a href="http://www.hofstra.edu">www.hofstra.edu</a>
Molloy College	<a href="http://www.molloy.edu">www.molloy.edu</a>
St. Joseph's College	<a href="http://www.sjcnyc.edu/long-island">www.sjcnyc.edu/long-island</a>
Stony Brook University *	<a href="http://www.stonybrook.edu">www.stonybrook.edu</a>
Western Suffolk BOCES Healthy Schools NY *	<a href="http://www.wsboces.org">www.wsboces.org</a>
<b>Performing Provider Systems (DSRIP PPS)</b>	<b>Website</b>
Nassau Queens PPS	<a href="http://www.nassauqueenspps.org">www.nassauqueenspps.org</a>
Suffolk Care Collaborative	<a href="http://www.suffolkcare.org">www.suffolkcare.org</a>
<b>Insurers</b>	<b>Website</b>
1199SEIU/Health Education Project	<a href="http://www.1199seiu.org">www.1199seiu.org</a>
Emblem Health	<a href="http://www.emblemhealth.com">www.emblemhealth.com</a>
Fidelis Care	<a href="http://www.fideliscare.org">www.fideliscare.org</a>
United Healthcare *	<a href="http://www.unitedhealthcare.com">www.unitedhealthcare.com</a>
<b>Regional Health Information Organizations</b>	<b>Website</b>
Healthix Inc.	<a href="http://www.healthix.org">www.healthix.org</a>
New York Care Information Gateway	<a href="http://www.nyciq.org">www.nyciq.org</a>
<b>Businesses and Chambers</b>	<b>Website</b>
Air Quality Solutions	<a href="http://www.iaqguy.com">www.iaqguy.com</a>
Custom Computer Specialists	<a href="http://www.customtech.com">www.customtech.com</a>
Feldman, Kramer & Monaco, P.C.	<a href="http://www.fkmlaw.com">www.fkmlaw.com</a>
Greater Westhampton Chamber of Commerce	<a href="http://www.westhamptonchamber.org">www.westhamptonchamber.org</a>
Honeywell Smart GRID Solutions	<a href="http://www.honeywellsmartgrid.com">www.honeywellsmartgrid.com</a>
LIFE, Inc. Pooled Trusts	<a href="http://www.lifetrusts.org">www.lifetrusts.org</a>
Marcum	<a href="http://www.marcumllp.com">www.marcumllp.com</a>
PSEG of Long Island	<a href="http://www.psegliny.com">www.psegliny.com</a>

TeK Systems	<a href="http://www.teksystems.com">www.teksystems.com</a>
Temp Positions	<a href="http://www.tempositions.com">www.tempositions.com</a>
Time to Play Foundation	<a href="http://www.timetoplay.com">www.timetoplay.com</a>
Wisselman & Associates	<a href="http://www.lawjaw.com">www.lawjaw.com</a>
WSHU Public Radio (NPR News & Classical Radio)	<a href="http://www.wshu.org">www.wshu.org</a>
<b>Municipal Partners</b>	<b>Website</b>
New York State Association of County Health Officials	<a href="http://www.nysacho.org">www.nysacho.org</a>
New York State Department of Parks and Recreation	<a href="http://www.nyparks.com">www.nyparks.com</a>
Nassau Library System	<a href="http://www.nassaulibrary.org">www.nassaulibrary.org</a>
NYC Poison Control Center	<a href="http://www1.nyc.gov">www1.nyc.gov</a>
Suffolk County Legislature	<a href="http://www.legis.suffolkcountyny.gov">www.legis.suffolkcountyny.gov</a>
Suffolk Cooperative Library System	<a href="https://portal.suffolklibrarysystem.org/">https://portal.suffolklibrarysystem.org/</a>

\* denotes a founding member of the Long Island Health Collaborative

## **Appendix D - Research and Supporting Evidence**

### **Social Media**

Jane, Monica et al. "Social media for health promotion and weight management: a critical debate" *BMC public health* vol. 18,1 932. 28 Jul. 2018, doi:10.1186/s12889-018-5837-3

Parackal, Mathew et al. "The Use of Facebook Advertising for Communicating Public Health Messages: A Campaign Against Drinking During Pregnancy in New Zealand" *JMIR public health and surveillance* vol. 3,3 e49. 10 Aug. 2017, doi:10.2196/publichealth.7032

Wakefield, Melanie A et al. "Use of mass media campaigns to change health behaviour" *Lancet* (London, England) vol. 376,9748 (2010): 1261-71.

Zhang, Jingwen, et al. "Efficacy and causal mechanism of an online social media intervention to increase physical activity: results of a randomized controlled trial." *Preventive medicine reports* 2 (2015): 651-657.

### **Walking**

2018 Physical Activity Guidelines Advisory Committee. 2018 Physical Activity Guidelines Advisory Committee Scientific Report. Washington, DC: U.S. Department of Health and Human Services, 2018. From <https://health.gov/paguidelines/second-edition/report/>

Arem, Hannah, and Loretta DiPietro. "Physical Activity on the Weekend: Can It Wait Until Then?." *JAMA internal medicine* 177.3 (2017): 342-343.

Berra, Kathy, James Rippe, and JoAnn E. Manson. "Making physical activity counseling a priority in clinical practice: the time for action is now." *Jama* 314.24 (2015): 2617-2618.

BRFSS Brief - Physical Activity New York State Adults, 2015. New York State Department of Health, 2015, [www.health.ny.gov/statistics/brfss/reports/docs/1706\\_brfss\\_physical\\_activity.pdf](http://www.health.ny.gov/statistics/brfss/reports/docs/1706_brfss_physical_activity.pdf).

Centers for Disease Control and Prevention. State Indicator Report on Physical Activity, 2014. Atlanta, GA: U.S. Department of Health and Human Services, 2014. [https://www.cdc.gov/physicalactivity/downloads/pa\\_state\\_indicator\\_report\\_2014.pdf](https://www.cdc.gov/physicalactivity/downloads/pa_state_indicator_report_2014.pdf)

Centers for Disease Control and Prevention. (2017). Status Report for Step It Up! The Surgeon General's Call to Action to Promote Walking and Walkable Communities. Atlanta, GA

Chiu, Maria, et al. "Moving to a highly walkable neighborhood and incidence of hypertension: a propensity-score matched cohort study." *Environmental health perspectives* 124.6 (2016): 754.

Cohen, Deborah A., et al. "Physical activity in parks: a randomized controlled trial using community engagement." *American Journal of Preventive Medicine* 45.5 (2013): 590-597.

Dall, Philippa Margaret, et al. "The influence of dog ownership on objective measures of free-living physical activity and sedentary behaviour in community-dwelling older adults: a longitudinal case-controlled study." *BMC public health* 17.1 (2017): 496.

Farren, Laura, et al. "Peer Reviewed: Mall Walking Program Environments, Features, and Participants: A Scoping Review." *Preventing chronic disease* 12 (2015).

Flórez-Pregonero, Alberto, et al. "Feasibility of using pedometers in a state-based surveillance system: 2014 Arizona Behavioral Risk Factor Surveillance System." *Journal of Sport and Health Science* 7.1 (2018): 34-41.

Fulton, Janet E., et al. "Increasing walking in the Hartsfield-Jackson Atlanta international Airport: The walk to fly study." *American journal of public health* 107.7 (2017): 1143-1149.

Gu, Ja K., et al. "Prevalence and trends of leisure-time physical activity by occupation and industry in US workers: the National Health Interview Survey 2004–2014." *Annals of epidemiology* 26.10 (2016): 685-692.

Guthold, Regina, et al. "Worldwide trends in insufficient physical activity from 2001 to 2016: a pooled analysis of 358 population-based surveys with 1·9 million participants." *The Lancet Global Health* 6.10 (2018): e1077-e1086.

Moore, Steven C., et al. "Association of leisure-time physical activity with risk of 26 types of cancer in 1.44 million adults." *JAMA internal medicine* 176.6 (2016): 816-825.

National Physical Activity Plan. "Promoting Walking & Walkable Communities. Cross-Sector: Recommendations From The National Physical Activity Plan Alliance". (2018).  
[http://physicalactivityplan.org/docs/NPAP\\_Recommendations\\_rept\\_031518\\_FINAL.pdf](http://physicalactivityplan.org/docs/NPAP_Recommendations_rept_031518_FINAL.pdf)

Niedermeier, Martin, et al. "Affective responses in mountain hiking—A randomized crossover trial focusing on differences between indoor and outdoor activity." *PloS one* 12.5 (2017): e0177719.

O'Donovan, Gary, et al. "Association of "weekend warrior" and other leisure time physical activity patterns with risks for all-cause, cardiovascular disease, and cancer mortality." *JAMA internal medicine* 177.3 (2017): 335-342.

Omura, John D., et al. "National physical activity surveillance: Users of wearable activity monitors as a potential data source." *Preventive medicine reports* 5 (2017): 124-126.

Pahor, Marco, et al. "Effect of structured physical activity on prevention of major mobility disability in older adults: the LIFE study randomized clinical trial." *Jama* 311.23 (2014): 2387-2396.

Patel, Alpa V., et al. "Walking in relation to mortality in a large prospective cohort of older US adults." *American journal of preventive medicine* 54.1 (2018): 10-19.

Patel, Mitesh S., et al. "Framing financial incentives to increase physical activity among overweight and obese adults: a randomized, controlled trial." *Annals of internal medicine* 164.6 (2016): 385-394.

Scutti, Susan. "Exercise: It's What the Doctor Ordered." CNN, 8 Nov. 2016.  
<https://www.cnn.com/2016/11/08/health/prescribing-exercise-as-medicine/index.html>

U.S. Department of Health and Human Services (HHS). 2008 Physical activity guidelines for Americans. Hyattsville, MD: U.S. Department of Health and Human Services, 2008.  
<http://www.health.gov/paguidelines/Report/pdf/CommitteeReport.pdf>.

U.S. Department of Health and Human Services (HHS). 2008 Physical activity guidelines for Americans. Hyattsville, MD: U.S. Department of Health and Human Services, 2008.  
<http://www.health.gov/paguidelines/pdf/paguide.pdf>

U.S. Department of Health and Human Services. Step It Up! The Surgeon General's Call to Action to Promote Walking and Walkable Communities. Washington, DC: U.S. Department of Health and Human Services, Office of the Surgeon General, 2015.  
<https://www.cdc.gov/physicalactivity/walking/call-to-action/pdf/partnerguid.pdf>

Name of Hospital **Good Samaritan Hospital Medical Center**

2019 Workplan CHS MISSION and SOCIAL DETERMINANTS

**APPENDIX E**

Planning Report Liaison **Georgeine Bellando**

E-mail: [Georgeine.Bellando@chsli.org](mailto:Georgeine.Bellando@chsli.org)

Program	Audience (Community, staff, clinicians, pastoral care staff, Diocesan Partner, other)	Program Description	CHS Entity (use drop down)	Measurement (qualitative or quantitative)	Partner	Partner Role	Future Plans
Blood Drive	Hospital employees and community members	Blood drive benefitting LI Blood Services	Good Samaritan Hospital	# of blood drives per year and # pints collected. Five blood drives are scheduled for 2019. Two drives have been held to date with 208 pints collected; more than 400 pints projected for 2019.	LI Blood Services	Partner brings staff and equipment and promotes blood drive.	Entity will continue hosting four blood drives annually.
American Heart Association (AHA) Long Island Heart Walk	Hospital employees and community members	CHS is the flagship sponsor for the LI Heart walk. The Heart Walk is the American Heart Association's premiere event for raising funds to save lives from this country's No. 1 and No. 5 killers - heart disease and stroke. Designed to promote physical activity and heart-healthy living, CHS staff and community members participate in this annual event.	Good Samaritan Hospital	# of participants on the GSH team and monies raised.	American Heart Association	AHA coordinates event	Good Samaritan will continue to participate in September.
ACS Making Strides Against Breast Cancer Walk	Hospital staff and community members	CHS is the flagship sponsor for the LI American Cancer Society (ACS) Making Strides Against Breast Cancer Walks. Designed to promote breast cancer awareness and psycho-social support. CHS staff and community members participate in this annual event.	Good Samaritan Hospital	# of walkers and monies raised. In 2018, there were 88 Good Samaritan walkers at two Making Strides events raising \$885.00.	American Cancer Society	ACS coordinates event	Good Samaritan will continue to participate in the walk in October
Long Island Marcum Workplace Challenge	Employees and family	Long Island Marcum Workplace Challenge Annual 3.5 mile walk - run to support local charities at Jones Beach.	Good Samaritan Hospital	In 2019, more than 200 CHS employees participated in the walk.	Long Island businesses, government agencies and not-for profit organizations are invited to participate.	Hospital staff participate in the walk which raises money for local charities.	Good Samaritan will continue to support.
Programs that support staff resiliency, such as Code Lavender, meditation of the week and daily prayer.	Hospital staff	Code Lavender may be called for an individual, unit or department if there is higher than normal level of stress due to a single event or over a period of time. Support may include prayer, blessing, meditation, touch therapies, relaxation techniques, counseling, snacks, diffusing, debriefing and therapeutic presence, including self-care strategies.	Good Samaritan Hospital	Weekly meditation and daily prayer on provided for employees on intranet. # of times code called and # of staff assisted.	CHS Pastoral Care	Trained pastoral care staff counsels staff in need.	Program available as needed
Vision 2022 orientation	New employees	New employees are educated on the CHS Mission Vision and Values (MVV) and community outreach.	Good Samaritan Hospital	All new employees	CHS and GSH staff	Facilitate training	Continue educating new employees on MVV at each orientation session.



Program	Audience (Community, staff, clinicians, pastoral care staff, Diocesan Partner, other)	Program Description	CHS Entity (use drop down)	Measurement (qualitative or quantitative)	Partner	Partner Role	Future Plans
Stop the Bleed training	Hospital staff and community members	Stop the Bleed - Uncontrolled bleeding is the number one cause of preventable death from trauma. The program is intended to cultivate grassroots efforts that encourage bystanders to become trained, equipped, and empowered to help in a bleeding emergency, becoming the beginning of the trauma care chain of survival.	Good Samaritan Hospital	# of programs and # of people trained. To date, there have been 10 Stop the Bleed training programs for 168 people.	GSH ED and trauma staff, Copiague Public Library, Suffolk County offices in Hauppauge, Riverhead and Yaphank and staff of Suffolk County Legislator Steve Flotteron.	Partners provide venue for training and recruit attendees.	Monthly trainings are under contract to continue to March 2020. GSH will continue to offer Stop the Bleed training programs in the community.
Wounded Warrior Project Soldiers Ride	Hospital staff and community members	GSH riding team participates in this event supporting wounded warriors. Good Samaritan clinical staff provide triage at a tent at the end of the ride at Overlook Beach. Proceeds raised fund programs that help wounded warriors.	Good Samaritan Hospital	1,200 total riders	Town of Babylon and Wounded Warrior Project Soldiers Ride	Town of Babylon coordinates route and riders	Good Samaritan will continue to support.
The Right Tools for School	Children in need	Entity employees support children in need prepare for the new school year.	Good Samaritan Hospital	Employees donated back-to-school supplies and clothing to 60 children identified by the Youth Enrichment Services summer program.	Youth Enrichment Services (YES)	YES identifies children in need and supplies a confidential list. YES collects and distributes donated supplies.	Good Samaritan will continue to support.
Adopt A Family for Christmas	Hospital staff and families in need	Entity employees providing families in need gifts, clothing and food during Christmas.	Good Samaritan Hospital	Hospital staff from 16 departments provided more than 800 gifts to 18 families in 2018	Hudson River Healthcare	HRH identifies families in need and supplies a confidential list. Gifts and donations are delivered to HRH for distribution.	Good Samaritan will continue to support.
Suffolk County Marathon	Long Island community members, County of Suffolk and CHS	CHS is a Title Medal of Honor Sponsor for the Greater Long Island Running Club Suffolk County Marathon. CHS provides and staffs the field hospital and first aid tents along the route.	Good Samaritan Hospital	Total # of participants. There were 2,300 runners in October 2018. All proceeds from the marathon are donated to local veteran organizations.	Suffolk County, Progressive Emergency Physicians, CHS staff, Patchogue Chamber of Commerce and the Greater Long Island Running Club	CHS staff coordinate and staff first aid tents and field hospital.	Good Samaritan will continue to support.
Good Samaritan Cancer Survivor's Celebration	Cancer survivors and family members	Good Samaritan invites all cancer survivors diagnosed and treated at Good Samaritan to celebrate their journey of survivorship.	Good Samaritan Hospital	More than 800 people attend this annual event.	Staff from public affairs, nursing, cancer registry, physicians and pastoral care.	Hospital staff plans, coordinates and attends.	2019 Cancer Survivors' Day is scheduled for September 8.
EMS, EMT education events and dinners	Local EMS, EMTs and entity staff	EMT education dinner and lecture held during National EMS Week.	Good Samaritan Hospital	150 attended the National EMS Week presentations covering stroke, pediatric respiratory disease and mangled extremity along with a review of example cases seen in the Emergency Department.	Good Samaritan physicians and staff	Coordinated by GSH staff.	Continuation of this program is under review.
Babies' and Children's Memorial	Community members and hospital staff	Good Samaritan invites all families that have experienced a loss of a baby or child to a yearly memorial and prayer service.	Good Samaritan Hospital	There were 150 attendees at the event held in April 2019.	Good Samaritan staff and community	Good Samaritan staff plan and attend.	GSH will continue to provide annual memorial.
Community Burial of the Unborn	GSH nursing staff, pastoral care and community members	Good Samaritan provides a community burial and prayer service for families that have had a loss of a baby up to 20 weeks gestation. Families are invited to prayer service at Queen of All Saints Cemetery in Islip.	Good Samaritan Hospital	Prayer services are offered twice per year; 120 families invited to service held May 2019.	Queen of All Saints Cemetery and Fredrick J. Chapey Funeral Home	Chapey Funeral Home provides transportation, flowers and assistance at grave site. Queen of All Saints maintains the memorial grave site.	The community burial will continue twice a year, in May and October.

Priority	Focus Area (select one from drop down list)	Goal Focus Area (select one from drop down list)	Objectives (describe objective and partner role, if any)	Disparities	Interventions	Family of Measures	Projected Year 1 Interventions (2019)	Projected Year 2 Interventions (2020)	Projected Year 3 Interventions (2021)	Implementation Partner (Please select one partner from the dropdown list per row)	Partner Role(s) and Resources (described in Objectives column)
Prevent Chronic Diseases	Focus Area 4: Preventive care and management	Goal 4.4 In the community setting, improve self-management skills for individuals with chronic diseases, including asthma, arthritis, cardiovascular disease, diabetes and prediabetes and obesity	4.4.1 Increase the percentage of adults with chronic conditions (arthritis, asthma, CVD, diabetes, CKD, cancer) who have taken a course or class to learn how to manage their condition.  Partner: LHC, which is coordinating the CDSME workshops.	Reducing obesity among low-income adults	Evidence-based Stanford Chronic Disease Self-Management education/workshop series	<b>Outcome Measures</b> Prevention Agenda Indicators: (18) Percentage of adults who are obese (18.1) Percentage of adults aged 18 years and older with an annual household income less than \$25,000 who are obese. <b>Process Measures: Number of workshops; number of adults with full completion; Change in knowledge via customized pre and post survey</b>	Workshops completed by November 2019	Workshops completed in Year 1. LHC Plans for Years 2 and 3 are TBD.	Workshops completed in Year 1. LHC Plans for Years 2 and 3 are TBD.	Community-based organizations	Other (please describe partner and role(s) in column D)
Prevent Chronic Diseases	Focus Area 2: Physical activity	Goal 2.2 Promote school, child care and worksite environments that increase physical activity	1.2 Decrease the percentage of children with obesity (among public school students in NYS exclusive of NYC)	Reducing obesity among low-income children	Are You Ready, Feet?™ walking program (Walking is an evidence-based activity with proven physical and mental health benefits. Refer to CHNA attachment D for citations)	<b>Outcome Measures.</b> Prevention Agenda Indicator: (20) Percentage of children and adolescents who are obese <b>Process Measures:</b> Number of children participating; number of total steps walked	School-based challenges completed by January 2020	Workshops completed in January 2020. LHC Plans for Years 2 and 3 are TBD.	Workshops completed in January 2020. LHC Plans for Year 3 are TBD.	K-12 School	Hospital
Prevent Chronic Diseases	Focus Area 4: Preventive care and management	Goal 4.4 In the community setting, improve self-management skills for individuals with chronic diseases, including asthma, arthritis, cardiovascular disease, diabetes and prediabetes and obesity	4.4.1 Increase the percentage of adults with chronic conditions (arthritis, asthma, CVD, diabetes, CKD, cancer) who have taken a course or class to learn how to manage their condition. Partner: LHC, which oversees and managed the CCHL training program.	Improve health literacy of low-literate adults with chronic conditions so they can better take care of themselves	Cultural Competency Health Literacy train-the-trainer program designed by the LHC and the region's two Performing Provider Systems.	<b>Outcome Measure.</b> Prevention Agenda Indicator (2.1) Preventable hospitalizations: Ratio of Black non-Hispanics to White non-Hispanics <b>Process Measures. Number of healthcare workforce members completing CCHL training; number of times CCHL curriculum content included in organizations' new employee orientation sessions</b>	CCHL training offerings completed by January 2020	Workshops completed in January of Year 2.	Workshops completed in January of Year 2. LHC Plans for Year 3 are TBD.	Community-based organizations	Other (please describe partner and role(s) in column D)
Prevent Chronic Diseases	Focus Area 4: Preventive care and management	Goal 4.3 Promote evidence-based care to prevent and manage chronic diseases including asthma, arthritis, cardiovascular disease, diabetes and prediabetes and obesity	4.3.1 Decrease the percentage of adult members with diabetes whose most recent HbA1c level indicated poor control (>9%)	Promote better self-care among low-income adults who suffer from any chronic condition, with an emphasis on diabetes	Live Better - a multi-faceted public information/awareness campaign using social media and traditional media channels. Campaign developed and managed by the LHC on behalf of all LHC participants. (See Appendix D for evidence-based citations pertaining to this intervention.)	<b>Outcome Measures.</b> Prevention Agenda Indicator (18) Percentage of adults who are obese; (31) Percentage of adult health plan members with diabetes, who have blood glucose in good control - Commercial Managed Care. <b>Process Measures.</b> Number of chronic disease video views; number of clicks Live Better page; number of social media mentions about Live Better; number earned media placements	Campaign is ongoing and will conclude January 2020	Workshops completed in January of Year 2.	Workshops completed in January of Year 2. LHC Plans for Year 3 are TBD.	Other (please describe partner and role(s) in column D)	Media
Prevent Chronic Diseases	Focus Area 1: Healthy eating and food security	Goal 1.0 Reduce obesity and the risk of chronic disease	1.03: Educating and informing through classes, distributing written information or utilizing educational software.	Health issues related to obesity affect all populations	Bariatric educational seminars are held onsite with GSH physicians and staff. The seminars are offered to pre- and post-bariatric surgery patients	# of seminars offered and total # of attendees.	24 seminars are held annually with an average of 25 attendees per session.	There will be two seminars scheduled each month.	There will be two seminars scheduled each month.	Hospital	Participant
Prevent Chronic Diseases	Focus Area 4: Preventive care and management	Goal 4.2 Increase early detection of cardiovascular disease, diabetes, prediabetes and obesity	4.2.1: Promote strategies that improve the detection of undiagnosed hypertension in health systems.	Uninsured and underserved communities and those without access to care.	Free blood pressure screenings are provided at local public libraries, community lectures and mall health fair events with clinical support of GSH.	# events and # of screenings.	To date there have been 321 free blood pressure screenings at 22 events; 400 are projected for Year One.	Free blood pressure screenings will continue in the community.	Free blood pressure screenings will continue in the community.	Community-based organizations	Participant
Prevent Chronic Diseases	Focus Area 4: Preventive care and management	Goal 4.2 Increase early detection of cardiovascular disease, diabetes, prediabetes and obesity	4.2.2: Promote testing for prediabetes and risk for future diabetes in asymptomatic people in adults of any age with obesity and are overweight. Partner: Westfield Mall	Uninsured and underserved communities and those without access to care.	BMI screenings are offered at 2 events at the Westfield South Shore Mall health fairs in Bay Shore.	# of screenings provided.	In Year One, there were 55 screenings; all individuals were counseled by a nutrition staff member on healthy food choices and the importance of exercise.	BMI screenings and counseling will be offered in the community.	BMI screenings and counseling will be offered in the community.	Community-based organizations	Participant
Prevent Chronic Diseases	Focus Area 1: Healthy eating and food security	Goal 1.0 Reduce obesity and the risk of chronic disease	1.0.2: Quality nutrition (and physical activity) in early learning and child care settings. Partners: Bay Shore School District and Bay Shore Wellness Alliance.	Uninsured and underserved communities and those without access to care.	Healthier Families is a free, 10-week educational series that promotes a healthy lifestyle. This offers collaboration with the identified underserved area in Bay Shore School District and the Bay Shore Wellness Alliance. Student activity sessions are held twice per week during the 10-week period, with parent involvement for the once weekly dietician piece of the program.	# of families enrolled; pre- and post-program survey results.	In 2019, 15 families were enrolled in the Healthier Families Program. In a survey of students and parents, comparing pre-and post-results, more than 90% demonstrated a greater knowledge and awareness of the importance of healthier lifestyle.	The 2020 Healthier Families programs is scheduled to start December 9, 2019 and continue into Year 2.	The Healthier Families Program will continue.	K-12 School	Participant

Priority	Focus Area (select one from drop down list)	Goal Focus Area (select one from drop down list)	Objectives (describe objective and partner role, if any)	Disparities	Interventions	Family of Measures	Projected Year 1 Interventions (2019)	Projected Year 2 Interventions (2020)	Projected Year 3 Interventions (2021)	Implementation Partner (Please select one partner from the dropdown list per row)	Partner Role(s) and Resources (described in Objectives column)
Prevent Chronic Diseases	Focus Area 4: Preventive care and management	Goal 4.1 Increase cancer screening rates	4.1.5: Remove structural barriers to screenings such as offering screening in non-clinical settings. Partners: Local churches, who host CHS.	Uninsured and underserved communities and those without access to care.	<b>Healthy Sundays:</b> BP and BMI screenings, flu vaccinations, health education and referrals to follow up care.	# of individuals screened, # BP screenings, # free flu vaccinations; # uninsured individuals referred for free follow up care.	Two Healthy Sundays outreach events scheduled for Year One. At the first event, 31 individuals were screened; 18 free flu vaccines and 24 blood pressure screenings were provided; 12 uninsured individuals were referred for free follow up care.	Two Healthy Sundays outreach events are scheduled for January 2020, with additional events to be scheduled later in the year.	The Healthy Sundays outreach events will continue.	Faith	Participant
Prevent Chronic Diseases	Focus Area 1: Healthy eating and food security	Goal 1.3 Increase food security	1.4: Decrease the percentage of adults ages 18 years and older with obesity (among all adults)	Broader Community	Good Sam University Food for Your Soul lecture and workshop provided attendees with information on healthy eating choices and cooking demo	# of attendees, # screenings, # referrals to follow-up care.	47 people attended this lecture, there were 18 blood pressure screenings with no referrals. Continuation of this program is under review for Years Two and Three.	Continuation of this program is under review and will be modified.	Continuation of this program is under review and will be modified.		
Prevent Chronic Diseases	Focus Area 4: Preventive care and management	Goal 4.1 Increase cancer screening rates	4.1.2: Conduct one-on-one or group education (presentation or other interactive session in a church, home, senior center or other setting).	To promote healthier lifestyle to the broader community and provide education and information of highlighted topics	The 7th Theresa Patnode Santmann Heart and Soul Symposium, Healthy Living 24/7, will provide lectures on heart health, stroke and cancer updates. Each lecture will include a presentation on nutrition related to the main topic. The keynote presentation will be a cooking demo with a presentation on diabetes.	# of attendees at symposium.	One symposium during Year One.	The 8th Theresa Patnode Santman Heart and Soul Symposium will be scheduled.	The 9th Theresa Patnode Santman Heart and Soul Symposium will be scheduled.	Hospital	Participant
Prevent Chronic Diseases	Focus Area 4: Preventive care and management	Goal 4.1 Increase cancer screening rates	4.1.2: Conduct one-on-one or group education (presentation or other interactive session in a church, home, senior center or other setting).	Broader community, uninsured and underserved communities and those without access to care.	<b>Lectures and Speakers Bureau</b> on the prevention of disease and injury, improve health and enhance quality of life. <b>Women's Health at the Bristol Assisted Living in West Babylon: lecture topic - Stroke and Urology.</b>	# of attendees at program and results of post-event survey.	In Year One, 40 people attended this program. Surveys showed 100% increase in knowledge. Future events under review for Years Two and Three.	Free Community Lectures are planned.	Free Community Lectures are planned.	Community-based organizations	Participant
Prevent Communicable Diseases	Focus Area 4: Preventive care and management	Goal 4.1 Increase cancer screening rates	4.1.2: Conduct one-on-one or group education (presentation or other interactive session in a church, home, senior center or other setting). Partners: volunteer clinical staff	Broader community, uninsured and underserved communities and those without access to care.	<b>Open Your Heart to Health</b> at the Westfield South Shore Mall in Bay Shore. Free program for community. Attendees talk to cardiologists, registered dietitians, cardiology technologists and nurses regarding cardiac health and disease prevention.	# of individuals educated; # of screenings; # of flu vaccinations provided.	In Year One, 300 individuals were reached through one-on-one or group education. There were 61 cholesterol screenings, 65 blood pressure screenings 6 BMI screenings and 5 flu vaccines administered. Future mall events under review for Years Two and Three.	A <i>Open Your Heart to Health</i> event at the Westfield Mall in February 2020 is scheduled.	The continuation of Westfield Mall events is to be determined.	Hospital	Participant
Prevent Chronic Diseases	Focus Area 4: Preventive care and management	Goal 4.1 Increase cancer screening rates	4.1.2: Conduct one-on-one or group education (presentation or other interactive session in a church, home, senior center or other setting).	Underserved and uninsured men 50 years and over and men 40 and over at high risk.	Free Prostate Cancer Screenings PSA blood test and DRE.	# of men screened and # referred for further testing.	Offered once annually.	One free prostate cancer screening will be offered to the community.	One free prostate cancer screening will be offered to the community.	Hospital	Participant
Prevent Chronic Diseases	Focus Area 4: Preventive care and management	Goal 4.1 Increase cancer screening rates	4.1.2: Conduct one-on-one or group education (presentation or other interactive session in a church, home, senior center or other setting). Partner: oncology physicians and staff	Broader community and those without access to care.	Oral, head and neck Cancer (OHNC) screenings.	# of screenings provided and # referred for follow-up care.	Free Oral Head and Neck Cancer Screenings will be offered once annually.	Free oral head and neck cancer screenings will be offered once annually.	Free oral head and neck cancer screenings will be offered once annually.	Hospital	Participant
Prevent Chronic Diseases	Focus Area 3: Tobacco prevention	Goal 3.1 Prevent initiation of tobacco use	3.2.3: Use health communications to encourage use of evidence-based quitting, increasing awareness of available cessation benefits (especially Medicaid), and removing barriers to treatment. Partner: Suffolk County Department of Health.	Broader community, uninsured and underserved communities and those without access to care.	In conjunction with the Suffolk County Department of Health, host a Learn to Be Tobacco Free 6-week smoking cessation program	# of participants, # of participants who quit smoking and quit rate.	Two programs offered in Year One. The January program started with 12 participants. By the 6th session 3 participants quite smoking for 25% quite rate. Next class is scheduled to start December 2 2019.	Two Learn to Be Tobacco Free smoking cessation programs will be offered with the support of Suffolk County Department of Health Services.	Two Learn to Be Tobacco Free smoking cessation programs will be offered with the support of Suffolk County Department of Health Services.	Community-based organizations	Participant

Planning Report Liaison **Georgeine Bellando**  
E-mail: [Georgeine.Bellando@chsl.org](mailto:Georgeine.Bellando@chsl.org)

Priority	Focus Area	Goal	Objectives (describe objective and partner role, if any)	Disparities	Interventions	Family of Measures	Projected Year 1 Interventions (2019)	Projected Year 2 Interventions (2020)	Projected Year 3 Interventions (2021)	Implementation Partner <i>(Please select one partner from the dropdown list per row)</i>	Partner Role(s) and Resources <i>(described in Objectives column)</i>
Promote Well-Being and Prevent Mental and Substance Use Disorders	Focus Area 2: Prevent Mental and Substance User Disorders	2.2 Prevent opioid and other substance misuse and deaths	2.2.1 Reduce the age-adjusted overdose deaths involving any opioid by 7% to 14.0 per 100,000 population	N/A Opioid epidemic spans all socioeconomic categories	Promotion of all programs, events, education offered by collaborative members that speak to the prevention of mental and substance use disorders. Posts in LHC weekly communications newsletter, social media postings, cross promotion of member events, programs on all media platforms.	<b>Outcome Measures.</b> Prevention Agenda Indicator (59) Percentage of adolescents (youth aged 12-17 years) reporting non-medical use of pain relievers in the past year; (60) Age-adjusted percentage of adults with poor mental health for 14 or more days in the last month <b>Process Measures.</b> Number of SUD/mental health-related programs, events included in LHC weekly email communication; number of SUD/mental-health related posts on LHC social media platforms.	Ongoing and will conclude January 2020	Workshops completed in January of Year 2. LHC Plans for Years 2 and 3 are TBD.	Workshops completed in January of Year 2. LHC Plans for Year 3 are TBD.	Other (please describe partner and role(s) in column D)	Collaborative participants; media
Promote Well-Being and Prevent Mental and Substance Use Disorders	Focus Area 1: Promote Well-Being	Goal 1.2 Facilitate supportive environments that promote respect and dignity for people of all ages	Ensure communities have access to resources about mental health, well-being, and substance abuse services available at CHS, its partners and other resources in the community. Partner: local churches and community benefit organizations also serve as distribution points for this resource.	Well-being affects persons in all socioeconomic categories.	Distribute CHS's <i>Mental Health Substance Use Disorder Services Guide</i> to CHS community partners at all outreach events, including hospital health fairs and Healthy Sundays events. Make the guide available as a download from the CHS website.	# of events where the <i>Mental Health and Substance Use Disorder Services Guide</i> is offered.	For Year One to date, there have been 35 points of distribution, with a projection for 50 total.	Good Samaritan will continue to provide at all community events and programs.	Good Samaritan will continue to provide at all community events and programs.	Community-based organizations	Participant
Promote Well-Being and Prevent Mental and Substance Use Disorders	Focus Area 1: Promote Well-Being	1.1: Strengthen opportunities to build well-being and resilience across the lifespan	1.1.5: Enable resilience for people living with chronic illness: Support Groups for those living with chronic illness.	Well-being affects persons in all socioeconomic categories.	Bariatric Support Groups information and support for patients pre- and post-surgery, Bi-monthly and evening meetings are offered.	# of participants An average of 30-35 people attend the evening meetings; 10-20 people attend the day time meetings	The group will continue as dictated by community needs.	The group will continue as dictated by community needs.	The group will continue as dictated by community needs.	Hospital	Patient
Promote Well-Being and Prevent Mental and Substance Use Disorders	Focus Area 1: Promote Well-Being	Goal 1.1: Strengthen opportunities to build well-being and resilience across the lifespan	1.1.5: Enable resilience for people living with chronic illness: Support Groups for those living with chronic illness.	Well-being affects persons in all socioeconomic categories.	Life Goes On Cancer Support Group provided weekly for all diagnosis of cancer.	# of participants. On an average 12 people attend this afternoon meeting.	The group will continue as dictated by community needs.	The group will continue as dictated by community needs.	The group will continue as dictated by community needs.	Consumer	Patient
Promote Well-Being and Prevent Mental and Substance Use Disorders	Focus Area 1: Promote Well-Being	Goal 1.1: Strengthen opportunities to build well-being and resilience across the lifespan	1.1.5: Enable resilience for people living with chronic illness: Support Groups for those living with chronic illness.	Well-being affects persons in all socioeconomic categories.	Breast Cancer Support Group for women diagnosed with breast cancer meets bi-monthly.	# of participants. An average of 15 ladies attend this evening meeting.	The group will continue as dictated by community needs.	The group will continue as dictated by community needs.	The group will continue as dictated by community needs.	Consumer	
Promote Well-Being and Prevent Mental and Substance Use Disorders	Focus Area 2: Prevent Mental and Substance User Disorders	2.2: Prevent opioid and other substance misuse and deaths	2.2.5: Establish additional permanent safe disposal sites for prescription drugs and organized take-back days	Broader Community	Drug Take Back day	Controlled prescription drug units collected.	Held once per year; scheduled for October 2019.	Held once per year in October.	Held once per year in October.	Consumer	
Promote Well-Being and Prevent Mental and Substance Use Disorders	Focus Area 1: Promote Well-Being	1.2: Facilitate supportive environments that promote respect and dignity for people of all ages	1.2.3: Policy and program interventions that promote inclusion, integration and competence	Broader Community	Patient and Family Advisory Committee (PFAC) is a critical part of patient and family engagement and patient- and family-centered approaches to improving quality and safety. Patient and family advisors are valuable partners in efforts to reduce medical errors and improve the safety and quality of health care.	# of community members on committee and # of meetings per year.	Group meets 2-3 times annually. Six community members serve on the hospital PFAC committee.	Committee will continue meets 2-3 times annually. Six community members serve on the hospital PFAC committee.	Committee will continue meets 2-3 times annually. Six community members serve on the hospital PFAC committee.	Community-based organizations	Consumer
Promote Well-Being and Prevent Mental and Substance Use Disorders	Focus Area 2: Prevent Mental and Substance User Disorders	2.2: Prevent opioid and other substance misuse and deaths	2.2.4: Build support systems to care for opioid users or those at risk of an overdose. Partner: Family & Children's Association (FCA) provide volunteers who serve as peer recovery coaches for the SHERPA program.	Anyone at risk for opioid overdose.	Sherpa Program is free service provided by FCA at the hospital. Sherpa is made up of peer recovery coaches trained to meet with overdose survivors and their families in Emergency Department. The team directs people to treatment, offering encouragement and follow-up.	# of individuals at-risk of an overdose who received services through the SHERPA program.	SHERPA program will continue. To date, Good Samaritan has provided services to 281 individuals at-risk of an overdose.	SHERPA program will continue.	SHERPA program will continue.	Community-based organizations	Participant
Promote Well-Being and Prevent Mental and Substance Use Disorders	Focus Area 2: Prevent Mental and Substance User Disorders	Goal 2.2 Prevent opioid overdose deaths	Participant in the Town of Islip Opioid Task Force. Partner: The Town of Islip Opioid Task Force hosts monthly meeting, members of the Islip Town Board, Youth Enrichment Services, the 3rd Police Precinct, OASAS, and Connetquot school district.	Broader Community	Participants promote awareness of mental wellness and the risk of substance abuse disorders and support community programs that decrease number of drug overdoses in the community.	# of regularly scheduled monthly meetings called by the partners in which GSH participated.	Good Sam staff will continue to participate in the Town of Islip Opioid Task Force.	Good Sam staff will continue to participate in the Town of Islip Opioid Task Force.	Good Sam staff will continue to participate in the Town of Islip Opioid Task Force.	Community-based organizations	Participant
Promote Well-Being and Prevent Mental and Substance Use Disorders	Focus Area 2: Prevent Mental and Substance User Disorders	Goal 1.1: Strengthen opportunities to build well-being and resilience across the lifespan	Mental Wellness Symposium Partners: West Islip School District, County Legislator Steve Flotteron, Good Samaritan Hospital and Youth Enrichment Services.	Broader Community and vulnerable youth population.	Panel discussion on mental wellness, bullying, suicide and substance use disorders.	# of community members in attendance at symposium	More than 100 parents attended this symposium held in Year One. Good Samaritan will continue to support the committee and their plans to increase programs for the community in the 2019-2020 school year.	Good Samaritan will continue to support the committee and their plans to increase programs.	Good Samaritan will continue to support the committee and their plans to increase programs.	K-12 School	Participant

Name of Hospital **Good Samaritan Hospital Medical Center**

2019 Workplan

APPENDIX E

Planning Report Liaison **Georgeine Bellando**  
 E-mail: [Georgeine.Bellando@chsli.org](mailto:Georgeine.Bellando@chsli.org)

Priority	Focus Area	Goal	Objectives	Disparities	Interventions (describe objective and partner role, if any)	Family of Measures	Projected Year 1 Interventions (2019)	Projected Year 2 Interventions (2020)	Projected Year 3 Interventions (2021)	Implementation Partner (Please select one partner from the dropdown list per row)	Partner Role(s) and Resources (Described in Objectives column)
Promote Healthy Women, Infants and Children	Focus Area 2: Perinatal and Infant Health	2.2.1: Increase access to professional support, peer support, and formal education to change behavior and outcomes.	Support nursing mothers, encourage breastfeeding and increase breastfeeding rates for new mothers.  Partner: Suffolk County Executive's office	Breastfeeding support and education affects all populations.	Participate in the <i>Global Big Latch On</i> during World Breastfeeding Week (August). Good Samaritan staff participate to promote & support breastfeeding families.	# of attendees.	Good Samaritan participated in the Suffolk County Office of Women's Services Breastfeeding event <i>The Big Latch On</i> at Tanner Park Senior Center in Copiague, an underserved community. Several hospital staff members participated in the event held August 2019. There were 57 community members in attendance.	Good Samaritan will continue to support and participate in the Suffolk County Office of Women's Services Breastfeeding event <i>The Big Latch On</i> .	Good Samaritan will continue to support and participate in the Suffolk County Office of Women's Services Breastfeeding event <i>The Big Latch On</i> .	Local governmental unit	Participant
Promote Healthy Women, Infants and Children	Focus Area 2: Perinatal and Infant Health	Goal 2.2: Increase breastfeeding	Breastfeeding Café	Ongoing meetings to promote health benefits and peer support to nursing mothers	The Good Samaritan Breastfeeding Café is available weekly to promote health benefits of breastfeeding and provide peer support to nursing mothers.	# attendees at weekly meeting.	8-12 mothers attend weekly	The Breastfeeding Café will continue to be offered.	The Breastfeeding Café will continue to be offered.	Hospital	Participant

Priority	Focus Area	Goal	Objectives <small>(describe objective and partner role, if any)</small>	Disparities	Interventions	Family of Measures	Projected Year 1 Interventions <small>(2019)</small>	Projected Year 2 Interventions <small>(2020)</small>	Projected Year 3 Interventions <small>(2021)</small>	Implementation Partner <small>(Please select one partner from the dropdown list per row)</small>	Partner Role(s) and Resources <small>(described in Objectives column)</small>
Promote a Healthy and Safe Environment	Focus Area 1: Injuries, Violence and Occupational Health	Goal 1.1: Reduce falls among vulnerable populations	1.1.1: Connect older adults and people with disabilities with evidence-based falls prevention programs such as Stepping On or A Matter of Balance.	Vulnerable senior population.	Offer fall prevention program designed to heighten awareness, reduce fall risks and build confidence in older adults.	# of programs offered and # of attendees completing the program.	Year One will be used to evaluate and select program(s), train staff and plan for implementation in Year Two.	Have staff trained to offer fall prevention program for older adults.	Continue to offer fall prevention program for older adults.	Community-based organizations	Participant

Priority	Focus Area	Goal	Objectives (describe objective and partner role, if any)	Disparities	Interventions	Family of Measures	Projected Year 1 Interventions (2019)	Projected Year 2 Interventions (2020)	Projected Year 3 Interventions (2021)	Implementation Partner <i>(Please select one partner from the dropdown list per row)</i>	Partner Role(s) and Resources (Described in Objectives column)
Prevent Communicable Diseases	Focus Area 1: Vaccine Preventable Diseases	Goal 1.2: Reduce Vaccination coverage disparities	Intervention 1.2.2 Offer vaccines in locations and hours that are convenient to the public including pharmacies, vaccine only clinics, and other sites that are accessible to people of all ages. Partners: churches, houses of worship, community organizations, hospital.	Uninsured or under-insured community members and those without access to or ineligible for health care.	The hospital will offer free flu vaccinations at events in underserved communities, Healthy Sundays, hospital health fairs and other community venues.	# of free flu vaccinations provided	Year One projection: 50 flu vaccinations.	Good Samaritan will continue to offer free flu vaccines in the community.	Good Samaritan will continue to offer free flu vaccines in the community.	Community-based organizations	Community-based organizations